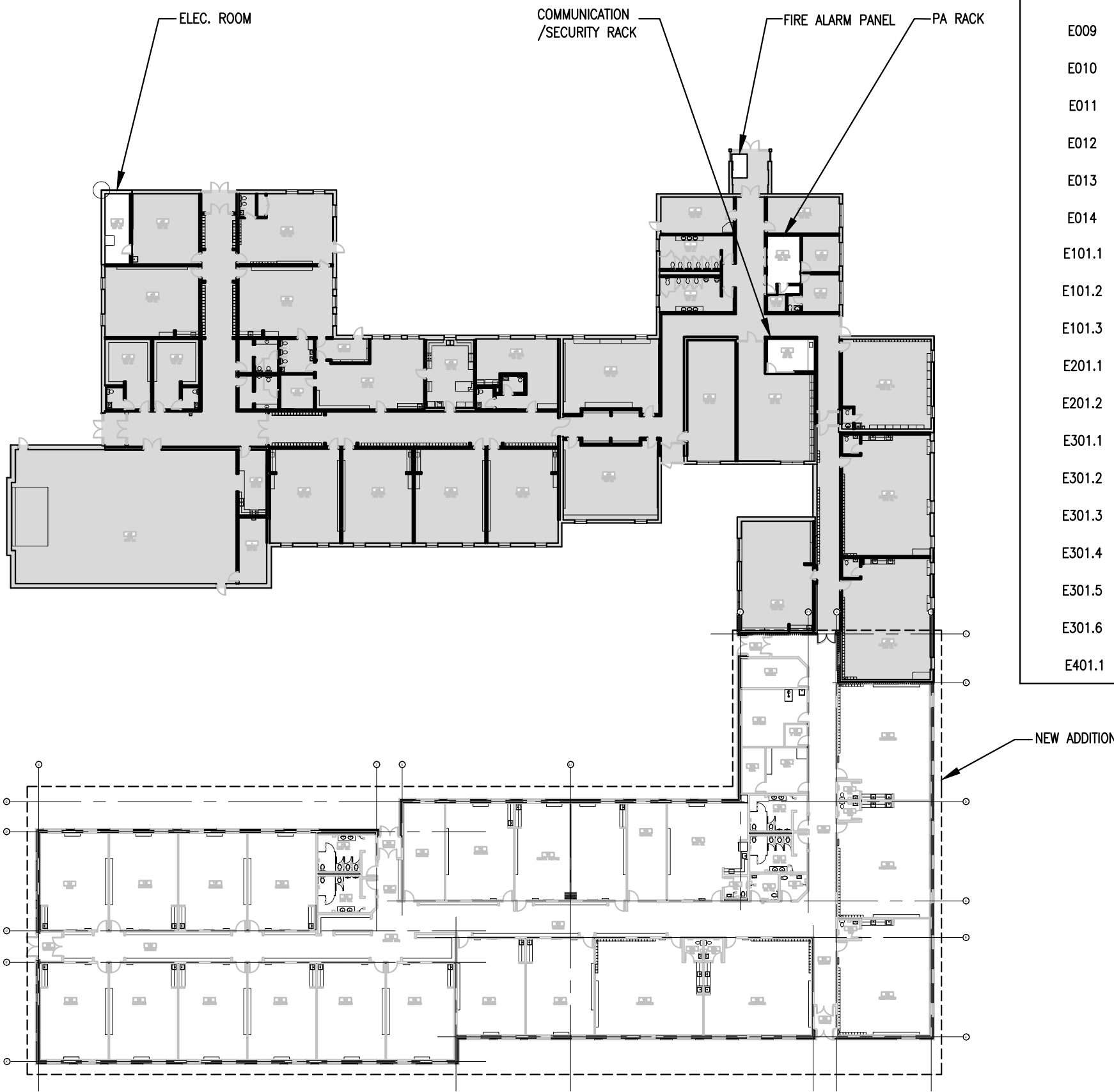


CAMBRIDGE PUBLIC SCHOOL ADDITION - ARCHITECTURAL SERVICE  
2123 RTE 500 W, EMBRUN, ONTARIO  
ELECTRICAL

DRAWING SHALL BE READ IN CONJUNCTION WITH ELECTRICAL SPECIFICATIONS ARCHITECTURAL, STRUCTURAL, MECHANICAL AND LANDSCAPE DRAWINGS.



1 KEY PLAN  
E001 NTS

DRAWING LIST

SYMBOL	DESCRIPTION
E001	ELECTRICAL LEGENDS, DRAWING LIST & SITE PLAN
E002	ELECTRICAL SITE PLAN PHASE 1 - WORK
E003	SITE PLAN PHASE 2 - DEMOLITION WORK
E004	SITE PLAN PHASE 2 - NEW WORK
E005	SITE PLAN HYDRO ONE SYSTEM LAYOUT OFFER (1 - 2)
E006	SITE PLAN HYDRO ONE SYSTEM LAYOUT OFFER (2 - 2)
E007	RISER DIAGRAM - PHASE 1 EXISTING WORK
E008	RISER DIAGRAM - PHASE 2 DEMOLITION WORK
E009	RISER DIAGRAM - PHASE 2 NEW WORK
E010	ELECTRICAL DETAILS
E011	RISER DIAGRAMS
E012	LIGHTING CONTROLS WIRING DIAGRAM 1-3
E013	LIGHTING CONTROLS WIRING DIAGRAM 2-3
E014	LIGHTING CONTROLS WIRING DIAGRAM 3-3
E101.1	GROUND FLOOR - WEST SIDE OF ADDITION - LIGHTING & FIRE ALARM WORK
E101.2	GROUND FLOOR - EAST SIDE OF ADDITION - LIGHTING & FIRE ALARM WORK
E101.3	GROUND FLOOR - FIRE ALARM ZONING
E201.1	GROUND FLOOR - WEST SIDE OF ADDITION - POWER & SYSTEMS WORK
E201.2	GROUND FLOOR - EAST SIDE OF ADDITION - POWER & SYSTEMS WORK
E301.1	ROOF TOP - EXISTING BUILDING - POWER & SYSTEMS - DEMOLITION WORK
E301.2	ROOF TOP - EXISTING BUILDING - POWER & SYSTEMS - NEW WORK
E301.3	ROOF TOP - EXISTING BUILDING - POWER & SYSTEMS - DEMOLITION WORK
E301.4	ROOF TOP - EXISTING BUILDING - POWER & SYSTEMS - NEW WORK
E301.5	ROOF TOP - NEW ADDITION - EAST WING - POWER & SYSTEMS - NEW WORK
E301.6	ROOF TOP - NEW ADDITION - WEST WING - POWER & SYSTEMS - NEW WORK
E401.1	PANEL SCHEDULES

LIGHTING & FIRE ALARM LEGEND

SYMBOL	DESCRIPTION
	CEILING MOUNTED LIGHT FIXTURE - TYPE AS SHOWN
	NIGHT LIGHT - DO NOT SWITCH
	STRIP OR LINEAR LIGHT FIXTURE - TYPE AS SHOWN
	CEILING MOUNTED DOWN LIGHT - TYPE AS SHOWN
	WALL MOUNTED LIGHT FIXTURE - TYPE AS SHOWN
	EXTERIOR POLE MOUNTED LIGHT FIXTURE - TYPE AS SHOWN
	LOW VOLTAGE WALL MOUNTED SWITCH - M.H. 1100mm A.F.F.
	WALL MOUNTED LOW VOLTAGE 3-WAY SWITCH - M.H. 1100mm A.F.F.
	KEY SWITCH - M.H. 1100mm A.F.F., TYPE AS INDICATED
	WALL MOUNTED MOTION SENSOR SWITCH - M.H. 1100mm A.F.F.
	WALL MOUNTED MOTION SENSOR DIMMER SWITCH - M.H. 1100MM A.F.F.
	LOW VOLTAGE DIMMER SWITCH - M.H. 1100MM A.F.F.
	CEILING OR WALL MOUNTED MOTION SENSOR SWITCH
	EXIT SIGN - WALL MOUNTED
	EXIT SIGN - CEILING MOUNTED
	EMERGENCY BATTERY UNIT C/W RECEPTACLE AND LIGHTING HEADS
	REMOTE EMERGENCY LIGHTING DUAL HEAD - WALL MOUNTED
	REMOTE EMERGENCY LIGHTING DUAL HEAD - CEILING MOUNTED
	FIRE ALARM CONTROL PANEL
	FIRE ALARM HEAT DETECTOR, R57C
	FIRE ALARM SMOKE DETECTOR
	FIRE ALARM COMBINATION HORN/STROBE
	FIRE ALARM HORN
	FIRE ALARM PULL STATION
	WALL MOUNTED FIRE ALARM STROBE DEVICE
	FIRE ALARM DOOR HOLDER
	FIRE ALARM SUPERVISED VALVE
	FIRE ALARM FLOW SWITCH

ABBREVIATION LEGEND

ABBREVIATION	DESCRIPTION
C	CEILING MOUNTED
F	FLOOR MOUNTED
GFI	GROUND FAULT INTERRUPTING, 5 mA
GND	GROUND
U/S	UNDER SIDE
OC	OVER COUNTER
RB	RELAY BASE
WP	WEATHERPROOF
WG	WIREGUARD
MH	MANHOLE
LDK	LEAK DETECTOR MODUL

POWER AND SYSTEMS LEGEND

SYMBOL	DESCRIPTION
	15A, 120V WALL MOUNTED DUPLEX RECEPTACLE
	DEDICATED DUPLEX RECEPTACLE
	GROUND FAULT INTERRUPTING RECEPTACLE
	GROUND FAULT INTERRUPTING RECEPTACLE INSTALLED OVER COUNTER
	DUPLEX RECEPTACLE C/W TWO USB CHARGER
	5-20R HOUSEKEEPING RECEPTACLE
	5-20R RECEPTACLE INSTALLED OVER COUNTER
	CEILING MOUNTED RECEPTACLE
	DUPLEX RECEPTACLE FOR PROJECTOR (OR SMART TV) IN CLASSROOM. REFER TO E1/E008
	QUADRUPLEX RECEPTACLE
	SPECIAL RECEPTACLE - TYPE AS INDICATED
	120V JUNCTION BOX
	DISCONNECT SWITCH
	MANUAL MOTOR STARTER - CSA CERTIFIED AS A DISCONNECTING MEANS AND LOCKABLE IN THE "OFF" POSITION.
	VARIABLE FREQUENCY DRIVE
	TRANSFORMER
	STROBE HORN/STROBE
	RELAY FOR CONTROL
	SPEED SWITCH SUPPLIED BY DIV. 15, INSTALLED & WIRED BY DIV. 16
	SINGLE PHASE ELECTRIC MOTOR
	THREE PHASE ELECTRIC MOTOR - HORSEPOWER AS SHOWN
	SURFACE MOUNTED PANEL
	RECESSED PANEL
	BARRIER-FREE DOOR OPERATOR C/W PUSHBUTTONS
	FLEXIBLE CONDUIT
	HARD WIRE CONNECTION
	HOMERUN BACK TO PANEL
	WIRING IN OR UNDER FLOOR
	CONDUIT STUB C/W BUSHING
	HAND DRYER
	WIRELESS OUTLET
	DATA OUTLET BOX, NUMBER INDICATE DATA DROP
	DATA OUTLET BOX FOR PROJECTOR (OR SMART TV) IN CLASSROOM. REFER TO XX/EXXX.
	RECESSED 100MMX100MM JUNCTION BOX FOR PROJECTOR (OR SMART TV) IN CLASSROOM. REFER TO XX/EXXX.
	RECESSED 100MMX100MM JUNCTION BOX
	INTERCOM - P.A. PHONE
	PUBLIC ADDRESS (P/A) SPEAKER, CEILING MOUNTED
	PUBLIC ADDRESS (P/A) SPEAKER, WALL MOUNTED
	EXTERIOR PUBLIC ADDRESS HORN, WALL MOUNTED, 4000mm AFF. OR COORDINATE WITH ATCH.
	WALL MOUNTED BATTERY OPERATED CLOCK
	ELECTRICAL STRIKE
	DOOR CONTACT
	CAMERA (3048mm AFF. FOR EXTERIOR CAMERA)
	SECURITY MOTION SENSOR
	FORCE FLOW HEATER
	HOT WATER TANK
	INVERTER

LINETYPE LEGEND

	DESCRIPTION
	NEW WORK
	EXISTING TO REMAIN
	DEMOLITION WORK
	ARCHITECTURAL GRID LINES
	CEILING GRID
	SURFACE MOUNT DUAL CHANNEL RACEWAY

LIGHTING FIXTURE SCHEDULE

TYPE	DESCRIPTION	CATALOG NUMBER	LAMPS PER FIXTURE			VOLT	MOUNTING	REMARKS
			QTY	TYPE	WATTS			
1	1X4 LINEAR OWL WRAPAROUND	DAYBRIGHT	-	LED	37W	3500K	120V	SURFACE
		OWL440LB40UNV	-	LED	37W	3500K	120V	SURFACE
1A	1X2 LINEAR OWL WRAPAROUND	DAYBRIGHT	-	LED	52.7W	3500K	120V	SURFACE
		OWL240LB40-UNV-DIM	-	LED	52.7W	3500K	120V	SURFACE
2	4IN RND DL	LIGHTOLIER	-	LED	15.4W	3500K	120V	RECESSED
		M4RD159CSMCL-3500K	-	LED	15.4W	3500K	120V	RECESSED
3	1X4 LED BACKLIT PANEL	PEERLESS ELECTRIC	-	LED	41.5W	3500K	120V	SURFACE
		NSLE-RA-4-VA0W-V35K	-	LED	41.5W	3500K	120V	SURFACE
4	1X4 LED BACKLIT PANEL	PEERLESS ELECTRIC	-	LED	19.9W	3500K	120V	SURFACE
		PNLG-BL-14G-20W-35K-DGA	-	LED	19.9W	3500K	120V	SURFACE

NOTES:  
1. REFERENCE FIXTURE INSTALLATION INSTRUCTIONS FOR MOUNTING AND SEISMIC ANCHORING. PROVIDE ALL SEISMIC SUPPORTS AND ANCHORING FOR A FULLY FUNCTIONAL SYSTEM.  
2. PROVIDE ALL CORRESPONDING ACCESSORIES FOR A COMPLETE INSTALLATION.

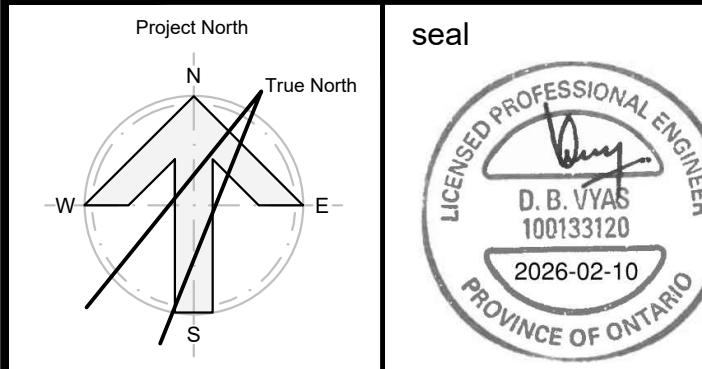


-	ISSUED FOR TENDER	2026-02-10
-	ISSUED FOR PERMIT	2025-12-10
-	ISSUED FOR CO-ORDINATION	2025-11-19
-	ISSUED FOR SITE PLAN	2025-10-31
-	ISSUED TO HYDRO ONE	2025-10-31
-	ISSUED FOR 80% REVIEW	2025-10-14
-	ISSUED FOR 50% REVIEW	2025-09-17

N45 ARCHITECTURE INC.  
71 Bank Street, 7th Floor - Ottawa, Ontario, K1P 5N2  
tel. 613.224.0095 fax 613.224.9811

UPPER CANADA DISTRICT  
SCHOOL BOARD

CAMBRIDGE PUBLIC SCHOOL  
2123 RTE 500 W  
EMBRUN, ON



drawing title  
ELECTRICAL LEGENDS,  
DRAWING LIST & SITE PLAN

scale AS SHOWN	drawn by K.A
date 2025	checked by D.V/ D.A
project number 2025-385	drawing number E001

CONTRACTOR TO VERIFY ALL DIMENSIONS AND NOTIFY THE ARCHITECT OF ANY DISCREPANCIES BEFORE WORK COMMENCES.

revision

26

DO NOT SCALE DRAWINGS









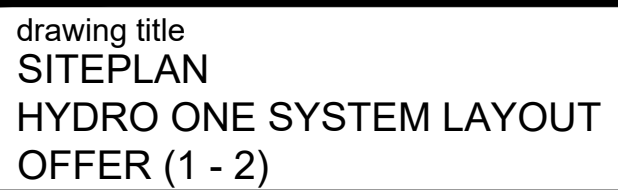






**N45 ARCHITECTURE INC.**  
71 Bank Street, 7th Floor – Ottawa, Ontario, K1P 5N2  
tel. 613.224.0095 fax 613.224.9811

**CAMBRIDGE PUBLIC SCHOOL**  
2123 RTE 500 W  
EMBRUN, ON



CONTRACTOR TO VERIFY ALL DIMENSIONS AND  
NOTIFY THE ARCHITECT OF ANY DISCREPANCIES  
BEFORE WORK COMMENCES.


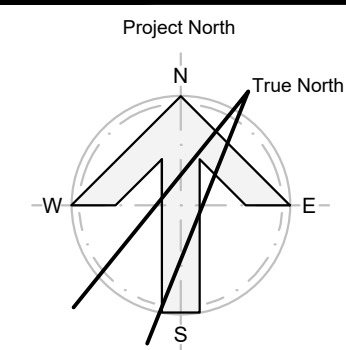


-	ISSUED FOR TENDER	2026-02-10
-	ISSUED FOR PERMIT	2025-12-10
-	ISSUED FOR CO-ORDINATION	2025-11-19
-	ISSUED FOR SITE PLAN	2025-10-31
-	ISSUED TO HYDRO ONE	2025-10-31
-	ISSUED FOR 80% REVIEW	2025-10-14
-	ISSUED FOR 50% REVIEW	2025-09-17

N45 ARCHITECTURE INC.  
71 Bank Street, 7th Floor - Ottawa, Ontario, K1P 5N2  
tel. 613.224.0095 fax 613.224.9811

UPPER CANADA DISTRICT  
SCHOOL BOARD

CAMBRIDGE PUBLIC SCHOOL  
2123 RTE 500 W  
EMBRUN, ON



drawing title  
SITEPLAN  
HYDRO ONE SYSTEM LAYOUT  
OFFER (2 - 2)

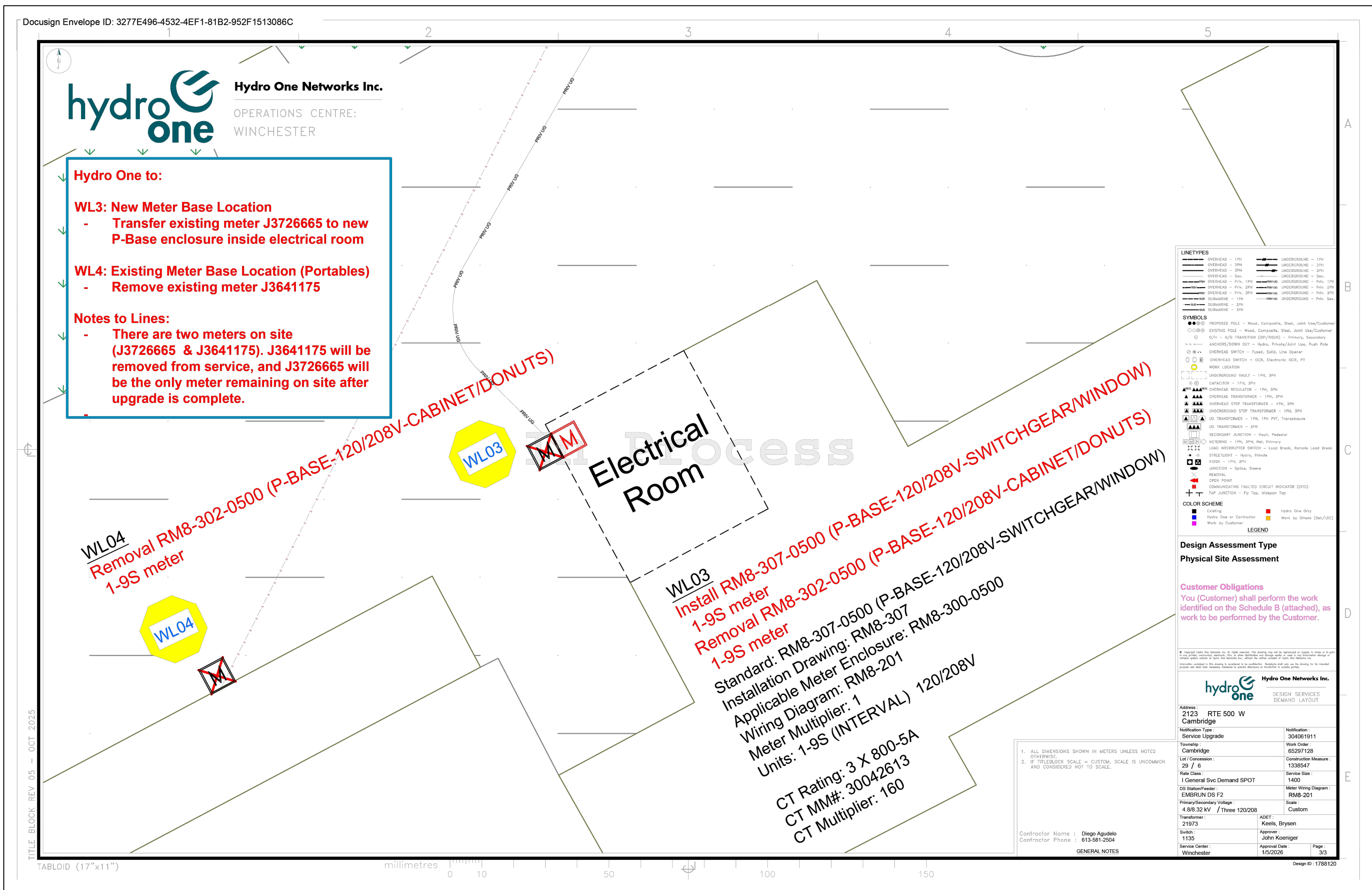
scale AS SHOWN	drawn by K.A
date 2025	checked by D.V/ D.A
project number 2025-385	drawing number <b>E006</b>

CONTRACTOR TO VERIFY ALL DIMENSIONS AND  
NOTIFY THE ARCHITECT OF ANY DISCREPANCIES  
BEFORE WORK COMMENCES.

revision

26

DO NOT SCALE DRAWINGS





no.	revision	date
-----	----------	------

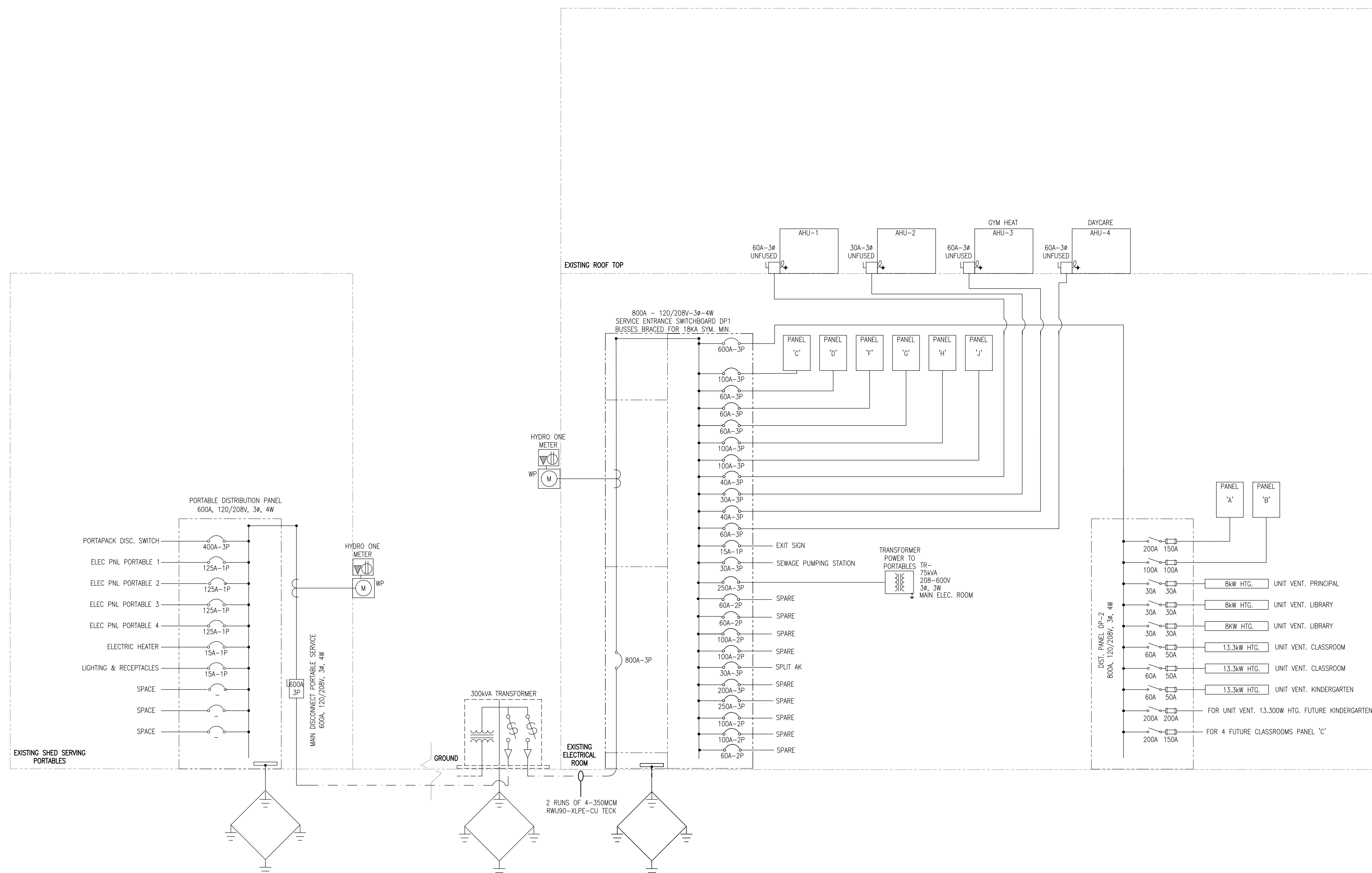


CAMBRIDGE PUBLIC SCHOOL  
2123 RTE 500 W  
EMBRUN, ON



CONTRACTOR TO VERIFY ALL DIMENSIONS AND  
NOTIFY THE ARCHITECT OF ANY DISCREPANCIES  
BEFORE WORK COMMENCES.

26







### DRAWING NOTES

1. **TYPICAL:**  
DISCONNECT AIR HANDLING UNITS C/W WIRING AND CONDUITS AND MAKE SAFE. REFER TO ROOF PLANS FOR ADDITIONAL DETAILS.
2. DISCONNECT AND REMOVE THE MAIN SWITCHBOARD AS INDICATED AND MAKE SAFE. REFER TO DRAWING E007 FOR NEW REQUIREMENTS AND FLOOR PLAN FOR THE PROPOSED LOCATION.
3. DISCONNECT THE EXISTING FEEDER SERVING DISTRIBUTION PANEL P2. EXTEND CONDUIT AND FEEDERS AS REQUIRED TO ACCOMMODATE NEW SWITCHBOARD REQUIREMENTS. REFER TO NEW WORK.
4. SERVICE ENTRANCE TRANSFORMER TO BE DISCONNECTED AND REMOVED BY HYDRO ONE. DISCONNECT AND REMOVE GROUNDING AND SECONDARY FEEDERS BY FEEDERS BY ELECTRICAL CONTRACTOR. COORDINATE ALL RELATED WORK WITH HYDRO ONE. REFER TO SITE PLAN FOR ADDITIONAL DETAILS.
5. DISCONNECT AND REMOVE THE DISTRIBUTION BOARD C/W WIRING AND CONDUITS FOR THE PORTAPACK AND PORTABLES AS INDICATED. RETURN FOR RE-USE IN THE NEW LAYOUT. REFER TO DRAWINGS E004 AND E009 FOR FURTHER DETAILS. SERVICE TO BE DISCONNECTED BY HYDRO ONE. COORDINATE WORK ON-SITE. PROVIDE TEMPORARY POWER REQUIRED DURING OUTAGE.



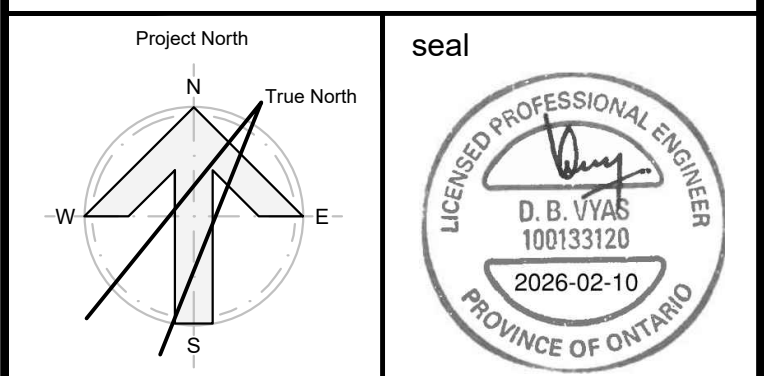
-	ISSUED FOR TENDER	2026-02-10
-	ISSUED FOR PERMIT	2025-12-10
-	ISSUED FOR CO-ORDINATION	2025-11-19
-	ISSUED FOR SITE PLAN	2025-10-31
-	ISSUED TO HYDRO ONE	2025-10-31
-	ISSUED FOR 80% REVIEW	2025-10-14
-	ISSUED FOR 50% REVIEW	2025-09-17
no.	revision	date



**N45 ARCHITECTURE INC.**  
71 Bank Street, 7th Floor - Ottawa, Ontario, K1P 5N2  
tel. 613.224.0095 fax 613.224.9811

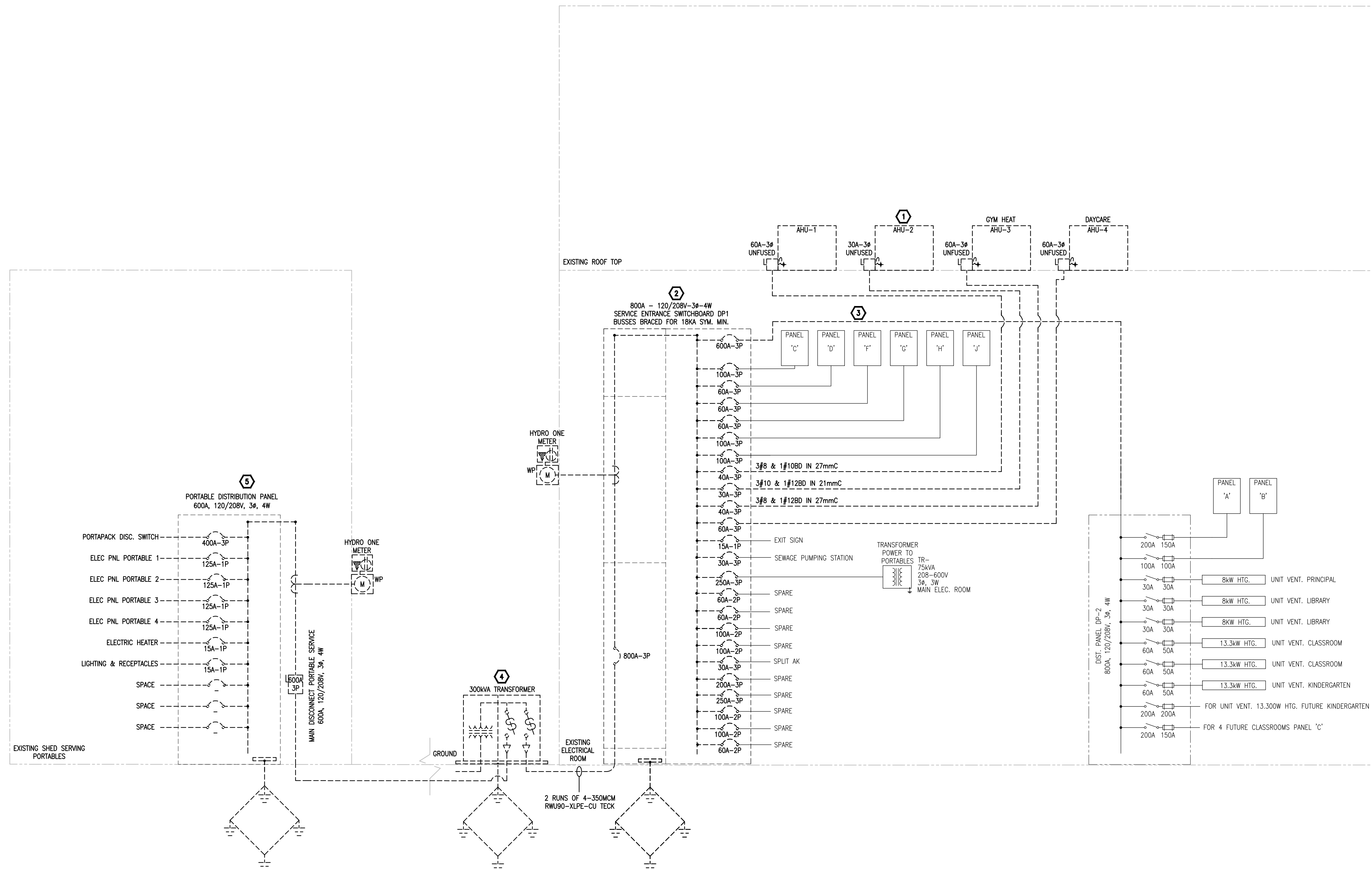
UPPER CANADA DISTRICT  
SCHOOL BOARD

**CAMBRIDGE PUBLIC SCHOOL**  
2123 RTE 500 W  
EMBRUN, ON



drawing title  
RISER DIAGRAM - PHASE 2  
DEMOLITION WORK

scale AS SHOWN	drawn by K.A
date 2025	checked by D.V/ D.A
project number  2025-385	drawing number  <b>E008</b>
CONTRACTOR TO VERIFY ALL DIMENSIONS AND NOTIFY THE ARCHITECT OF ANY DISCREPANCIES BEFORE WORK COMMENCES.	
DO NOT SCALE DRAWINGS	
revision  <b>26</b>	

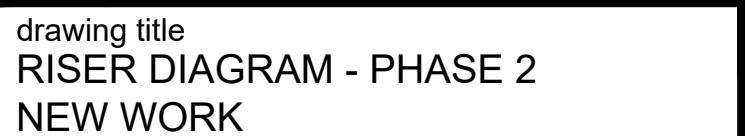






**N45 ARCHITECTURE INC.**  
71 Bank Street, 7th Floor – Ottawa, Ontario, K1P 5N2  
tel. 613.224.0095 fax 613.224.9811

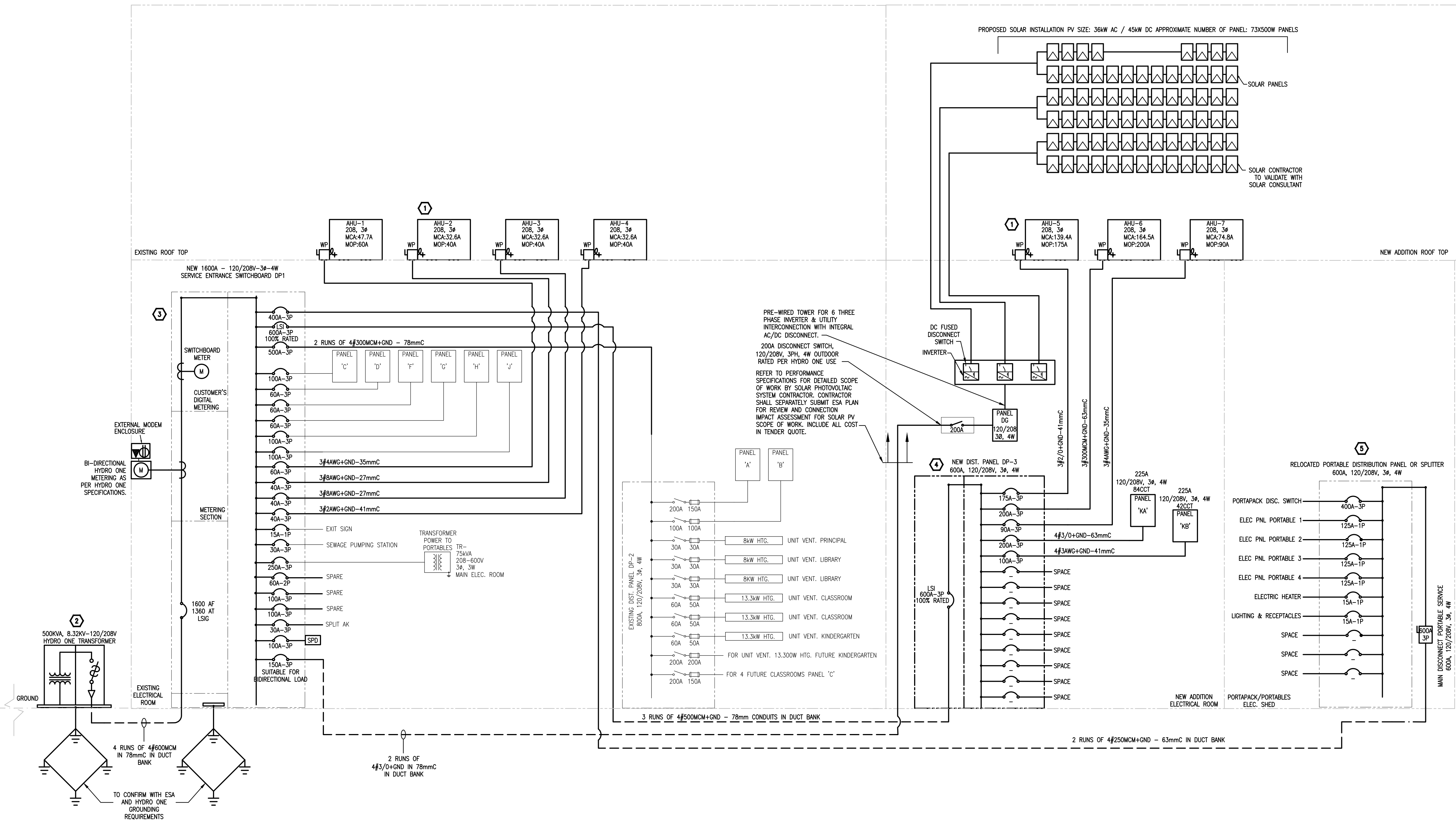
**CAMBRIDGE PUBLIC SCHOOL**  
2123 RTE 500 W  
EMBRUN, ON



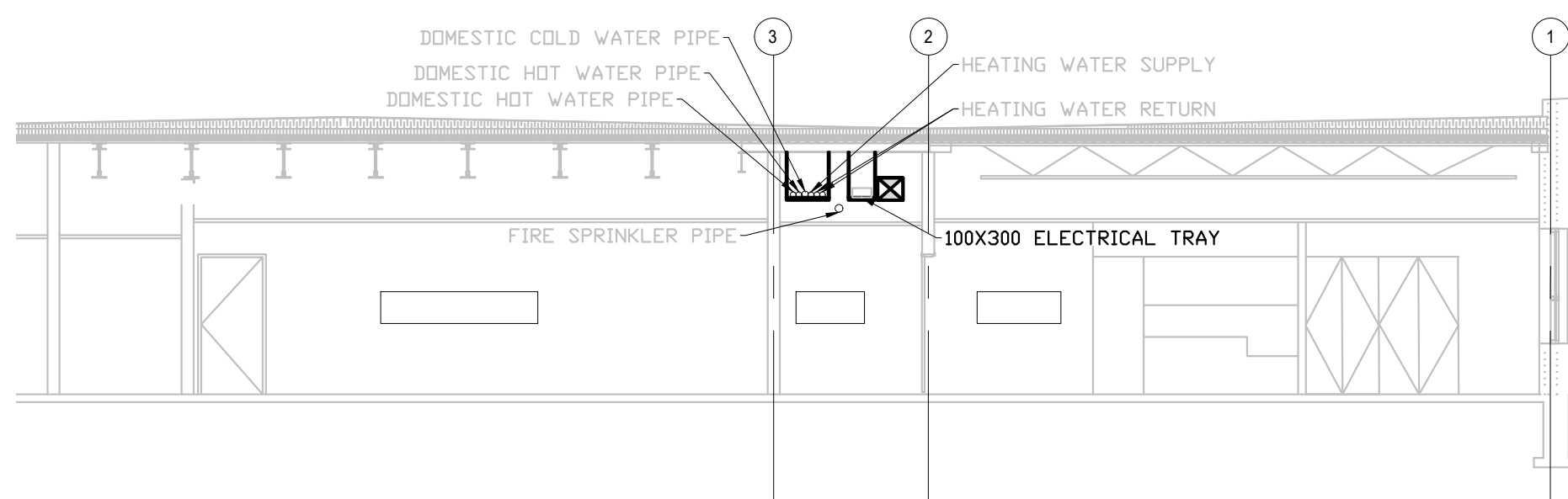
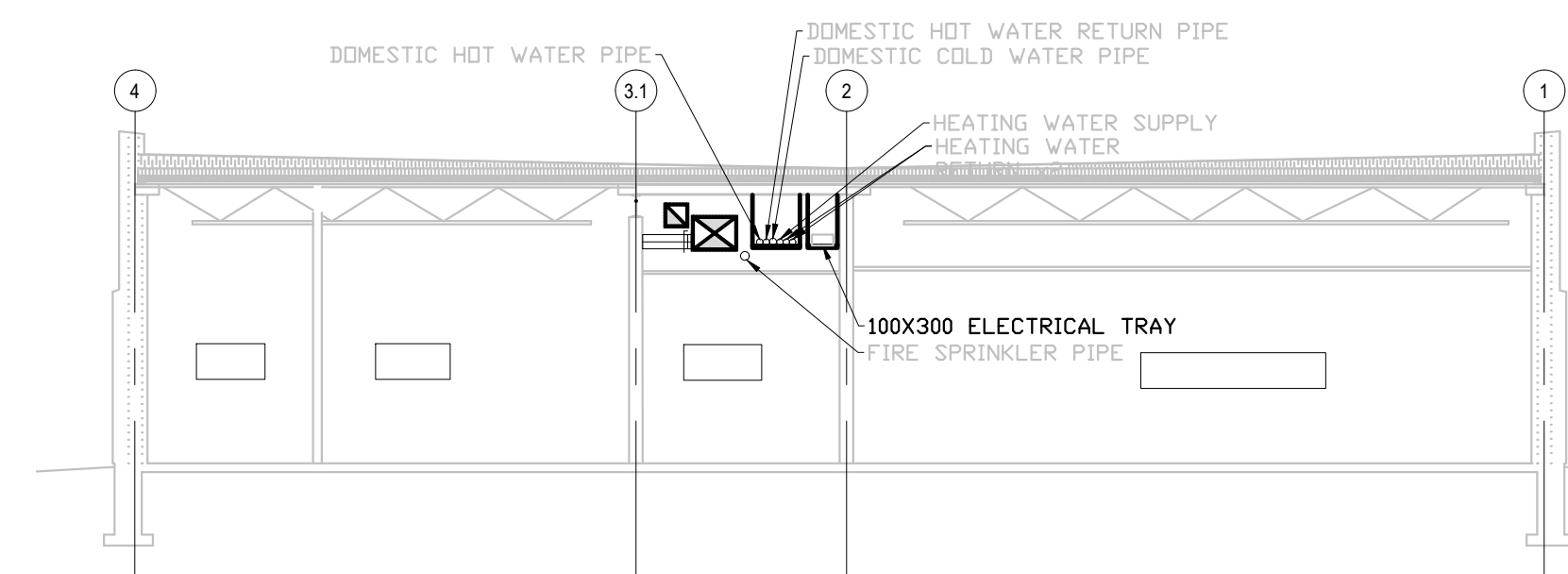
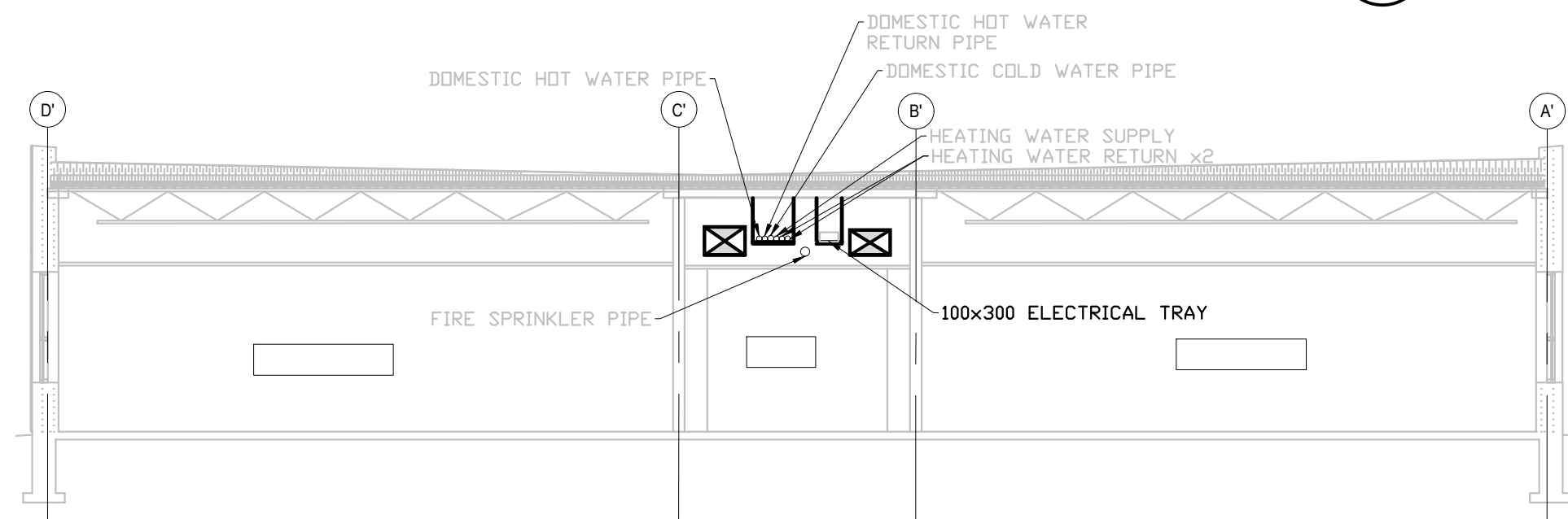
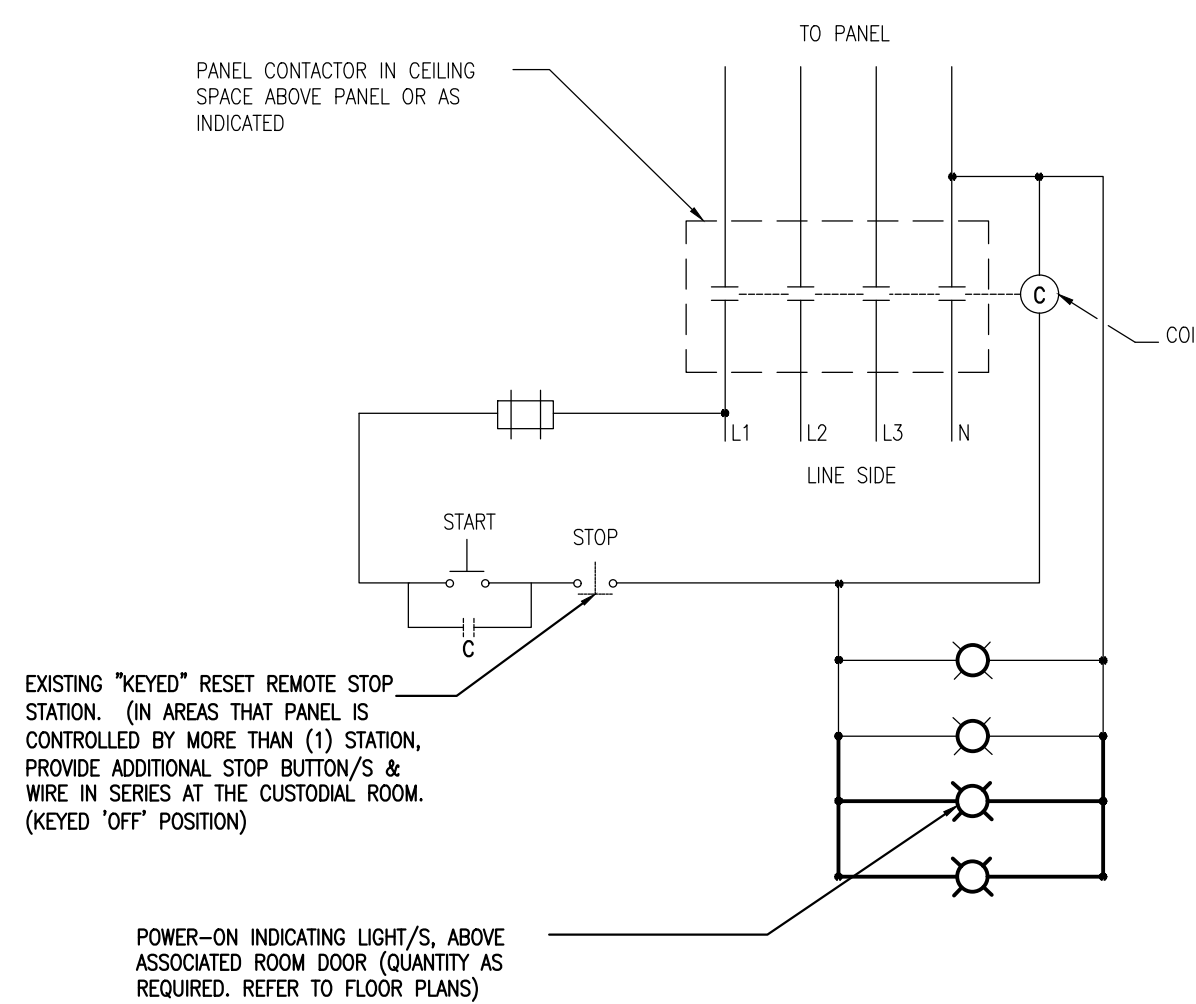

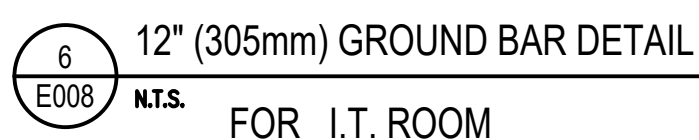
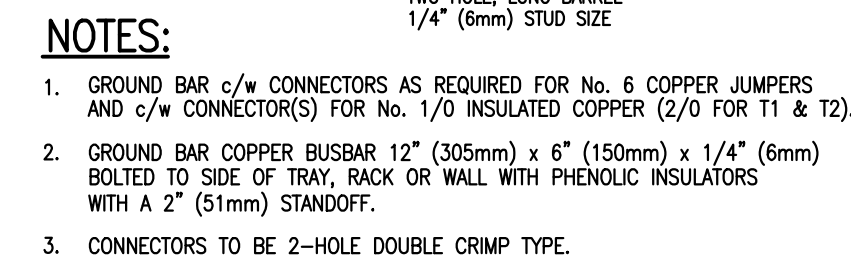
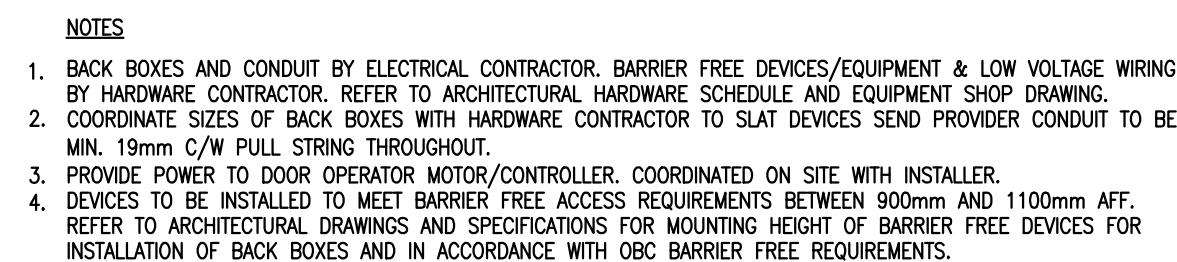
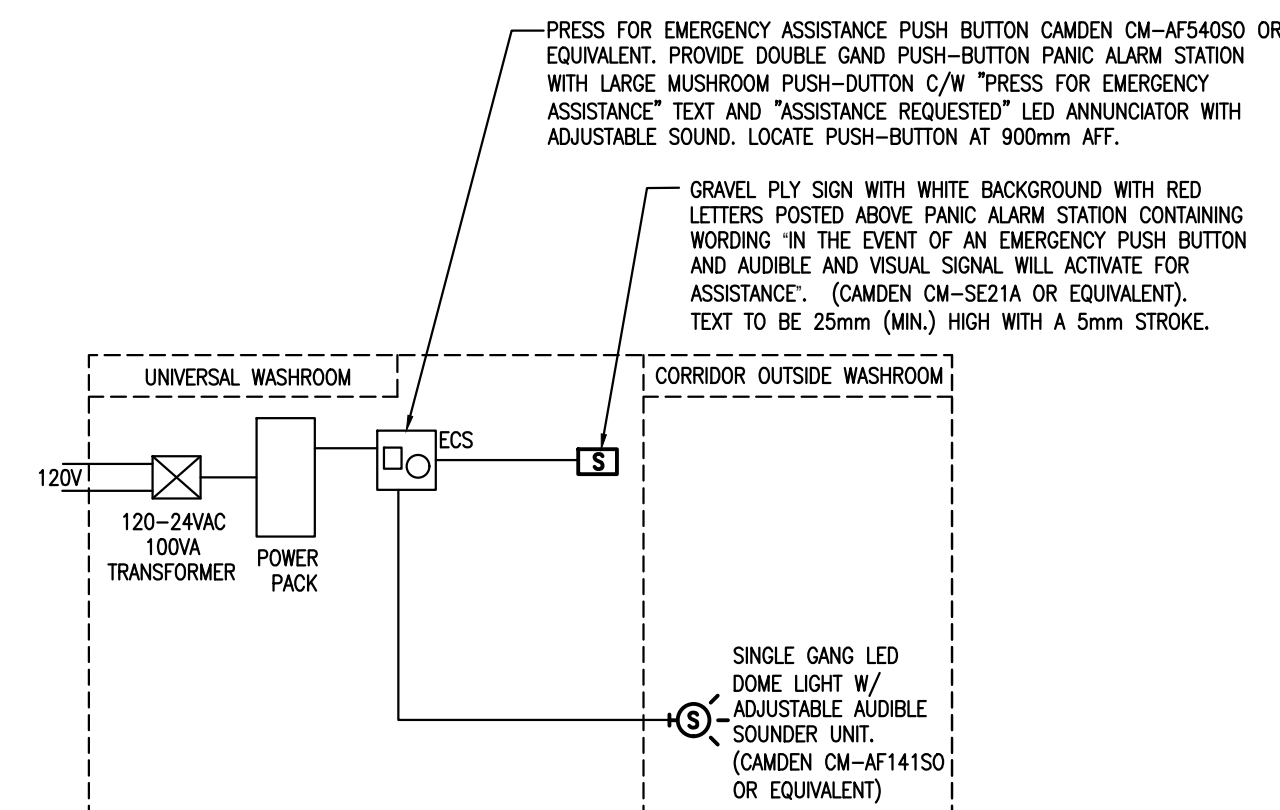
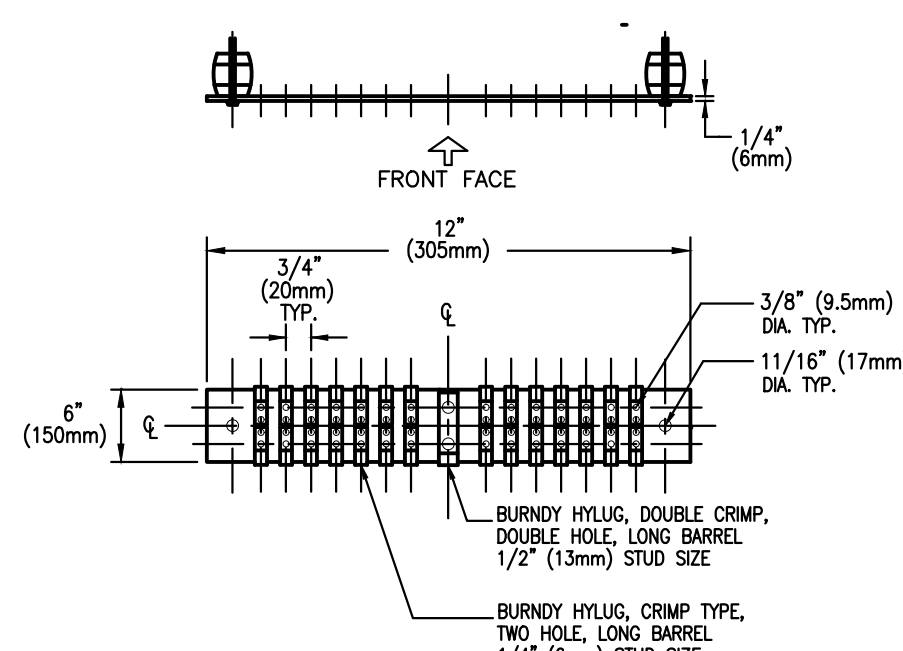
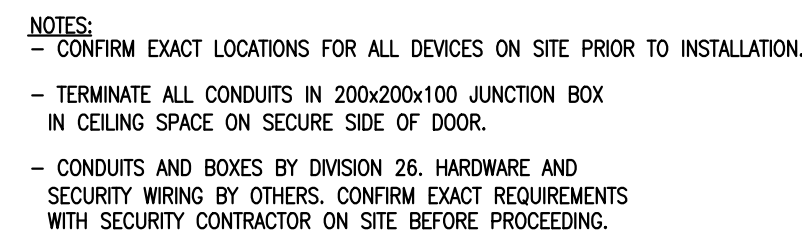
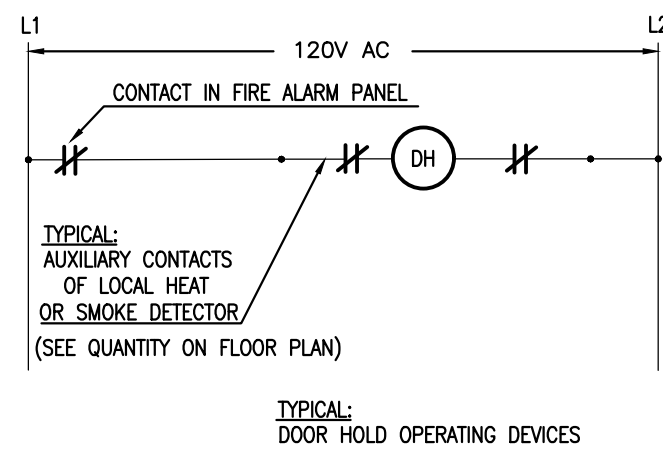
scale AS SHOWN	drawn by K.A
date 2025	checked by D.V/ D.A
project number  2025-385	drawing number  <b>E009</b>
CONTRACTOR TO VERIFY ALL DIMENSIONS AND NOTIFY THE ARCHITECT OF ANY DISCREPANCIES BEFORE WORK COMMENCES.	
DO NOT SCALE DRAWINGS	
revision  <b>26</b>	

- 1 **TYPICAL:**  
PROVIDE DISCONNECT SWITCH AND CONNECTION TO NEW AIR HANDLING UNITS AS INDICATED. C/W CONDUIT AND WIRING. REFER TO ROOF PLANS FOR ADDITIONAL DETAILS.
- 2  
NEW SERVICE ENTRANCE TRANSFORMER SUPPLIED AND INSTALLED BY HYDRO ONE. COORDINATE WORK ON-SITE.
- 3  
PROVIDE NEW MAIN SWITCHBOARD AS INDICATED C/W METER CABINET AS PER HYDRO ONE STANDARDS AND SECONDARY FEEDERS FROM SERVICE ENTRANCE TRANSFORMER. REFER TO FLOOR PLANS FOR ADDITIONAL DETAILS.
- 4  
PROVIDE NEW DISTRIBUTION PANELS AS SHOWN COMPLETE WITH UNDERGROUND FEEDERS. REFER TO FLOOR PLANS FOR ADDITIONAL DETAILS.
- 5  
**TYPICAL FOR RELOCATED PORTABLES AND PORTAPACK:**  
REINSTATE SERVICES TO RELOCATED PORTABLES AND PORTAPACK UNIT AS INDICATED. PROVIDE CONDUIT AND WIRING AS REQUIRED.

MAIN SWITCH BOARD, PRIMARY SWITCH SWITCHGEAR, ISOLATING SWITCHES, FULL LOAD INTERRUPTER SWITCHES, MOTOR CONTROLLERS, PANELBOARDS BREAKERS, SWITCH AND FUSE TYPE ARE ALL SQUARE D ONLY.







-	ISSUED FOR TENDER	2026-02-10
-	ISSUED FOR PERMIT	2025-12-10
-	ISSUED FOR CO-ORDINATION	2025-11-19
-	ISSUED FOR SITE PLAN	2025-10-31
-	ISSUED TO HYDRO ONE	2025-10-31
-	ISSUED FOR 80% REVIEW	2025-10-14
-	ISSUED FOR 50% REVIEW	2025-09-17
no.	revision	date

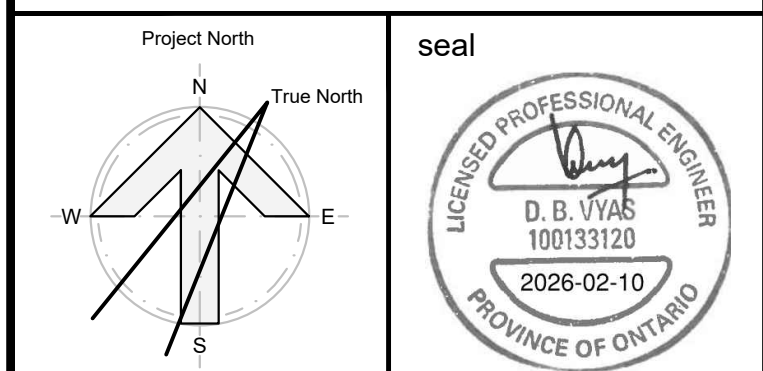


**N45 ARCHITECTURE INC.**  
71 Bank Street, 7th Floor - Ottawa, Ontario, K1P 5N2  
tel. 613.224.0095 fax 613.224.9811

UPPER CANADA DISTRICT  
SCHOOL BOARD

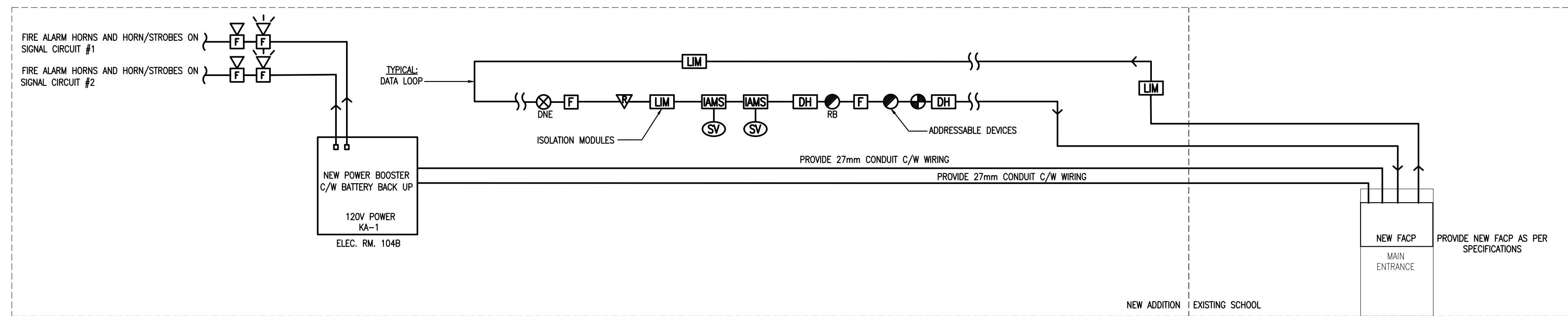
CAMBRIDGE PUBLIC SCHOOL

2123 RTE 500 W  
EMBRUN, ON

drawing title  
ELECTRICAL DETAILS

scale AS SHOWN	drawn by K.A	revision  <b>26</b>
date 2025	checked by D.V/ D.A	
project number 2025-385	drawing number  <b>E010</b>	
CONTRACTOR TO VERIFY ALL DIMENSIONS AND NOTIFY THE ARCHITECT OF ANY DISCREPANCIES BEFORE WORK COMMENCES.		
DO NOT SCALE DRAWINGS		





1 TYPICAL FIRE ALARM RISER DIAGRAM  
E009 NTS

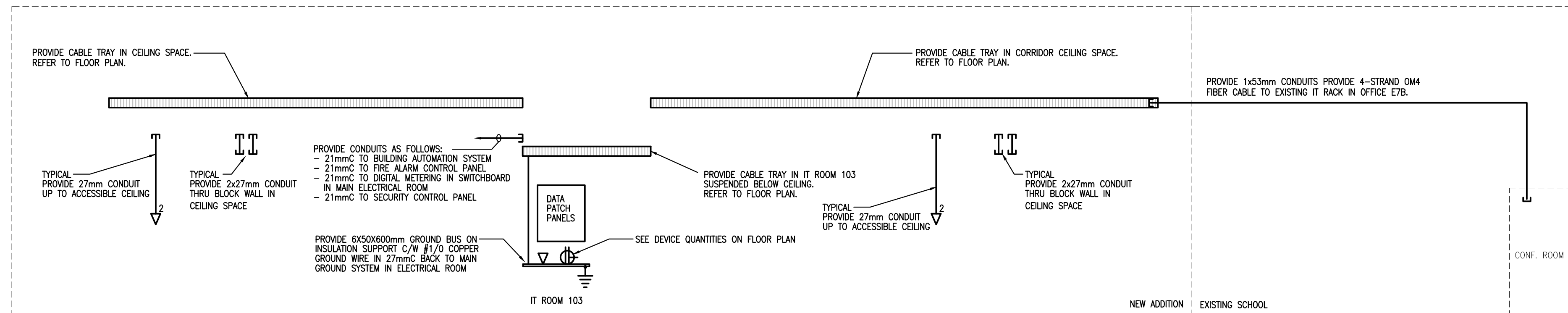
TYPICAL SPRINKLER AND FIRE ALARM AREAS:

NOTE: REFER TO SPECIFICATION FOR FIRE ALARM ZONES REQUIREMENT.

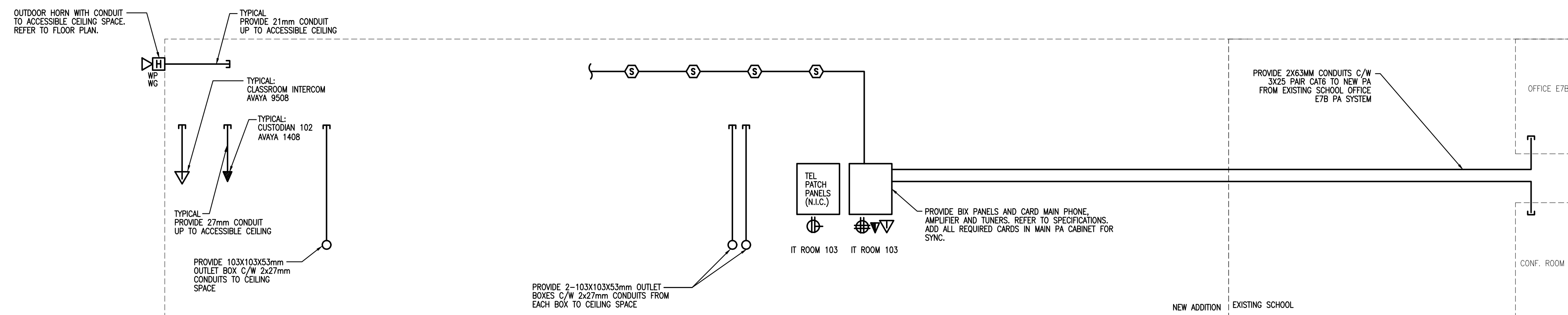
1. SCHOOL DAYCARE - ZONE 1
2. SCHOOL - ZONE 2
3. SCHOOL GYM - ZONE 3
4. SCHOOL - ZONE 4
5. RELOCATED PORTABLES - ZONE 5
6. NEW ADDITION - ZONE 6
7. NEW ADDITION - ZONE 7

GENERAL NOTES:

1. REFER TO SPECIFICATION 283100.01 FOR WIRING REQUIREMENTS. ALL WIRING TO BE IN EMT CONDUIT SIZED TO MANUFACTURER'S REQUIREMENTS.
2. REFER TO FLOOR PLAN FOR EXACT QUANTITY AND FOR LOCATION OF DEVICES AND EQUIPMENT.
3. PROVIDE ISOLATED AT EACH FIRE COMPARTMENT.



2 DATA RISER DIAGRAM  
E009 NTS



3 INTERCOM AND P.A. SYSTEM RISER DIAGRAM  
E009 NTS

NEW P.A. ZONES:

MAIN SCHOOL:  
- GROUND FLOOR CORRIDOR  
- EXTERIOR  
- ADMINISTRATION  
- GYMNASIUM  
- EACH CLASSROOM  
- EACH WORK ROOM

GENERAL NOTES:

1. INTERCOM/P.A. EQUIPMENT, DEVICES AND CABLING IS IN THIS CONTRACT. REFER TO PA SPECIFICATIONS.
2. PROVIDE JUNCTION BOXES, BACKBOXES AND CONDUIT SYSTEM AS INDICATED.
3. MINIMUM CONDUIT SIZE TO BE 21mm OR AS NOTED.
4. REFER TO FLOOR PLAN AND MILL/WORK DETAIL FOR EXACT QUANTITY AND FOR LOCATION OF DEVICES AND EQUIPMENT.



**GWAL**  
Goodkey Weedmark & Associates Ltd.

-	ISSUED FOR TENDER	2026-02-10
-	ISSUED FOR PERMIT	2025-12-10
-	ISSUED FOR CO-ORDINATION	2025-11-19
-	ISSUED FOR SITE PLAN	2025-10-31
-	ISSUED TO HYDRO ONE	2025-10-31
-	ISSUED FOR 80% REVIEW	2025-10-14
-	ISSUED FOR 50% REVIEW	2025-09-17
no.	revision	date



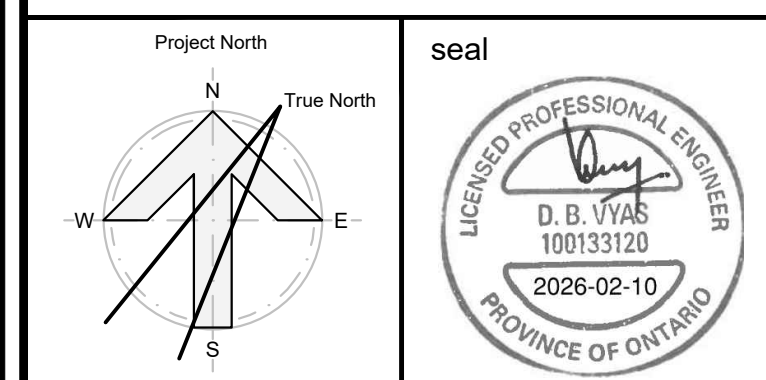
**N45 ARCHITECTURE INC.**

71 Bank Street, 7th Floor – Ottawa, Ontario, K1P 5N2  
tel. 613.224.0095 fax 613.224.9811

UPPER CANADA DISTRICT  
SCHOOL BOARD

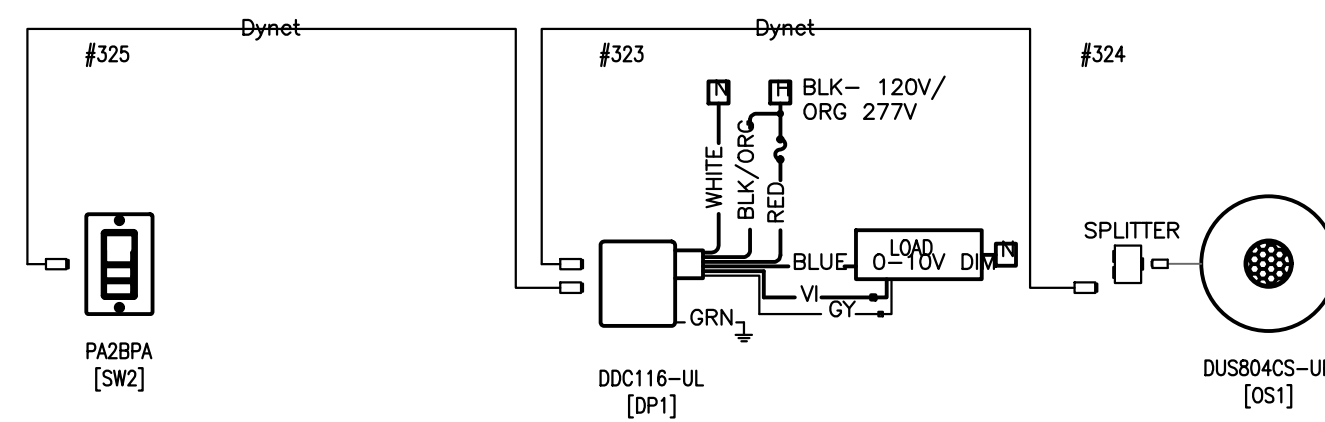
CAMBRIDGE PUBLIC SCHOOL

2123 RTE 500 W  
EMBRUN, ON

drawing title  
RISER DIAGRAMS

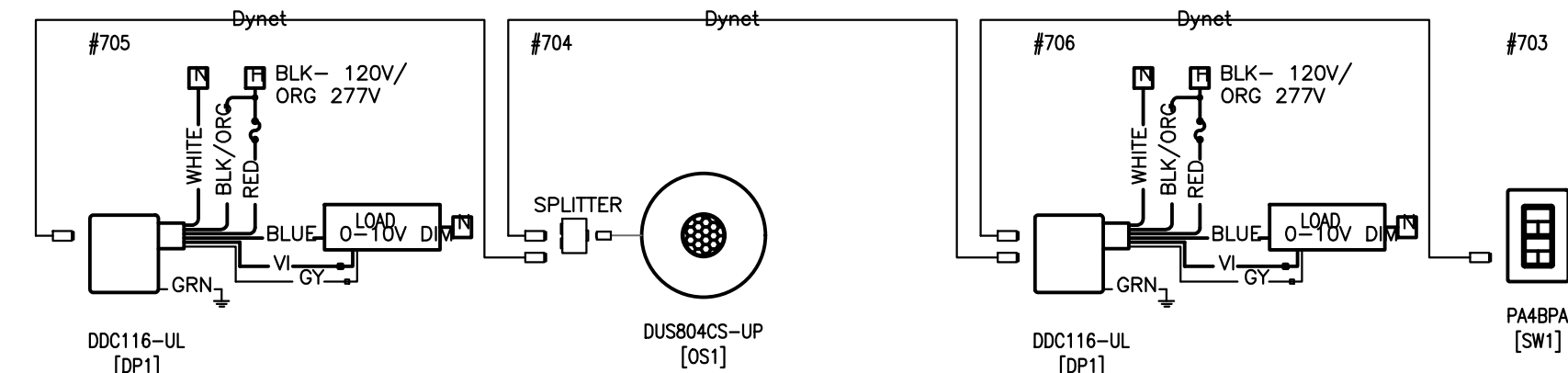
scale AS SHOWN	drawn by K.A
date 2025	checked by D.V/ D.A
project number 2025-385	drawing number  <b>E011</b>
CONTRACTOR TO VERIFY ALL DIMENSIONS AND NOTIFY THE ARCHITECT OF ANY DISCREPANCIES BEFORE WORK COMMENCES.	
DO NOT SCALE DRAWINGS	revision  <b>26</b>



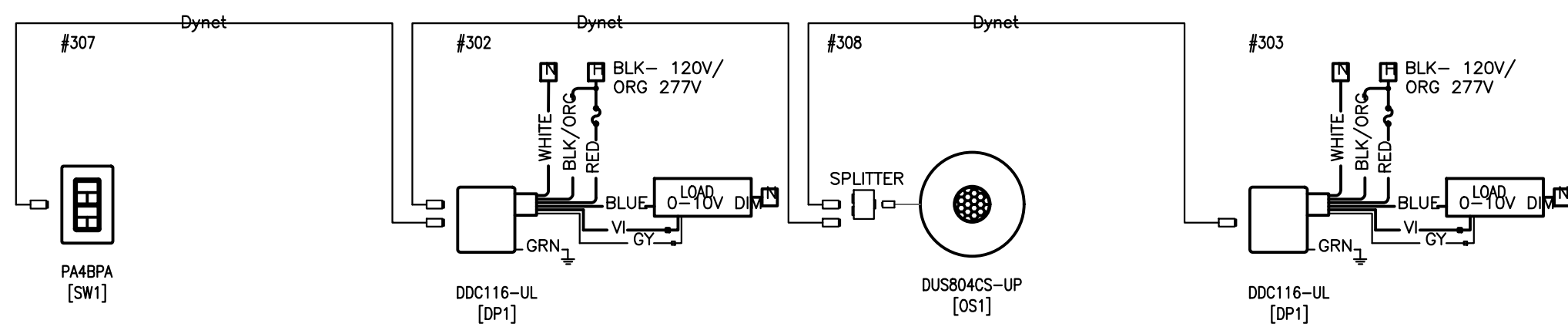


**UPPER  
CANADA**  
DISTRICT SCHOOL BOARD

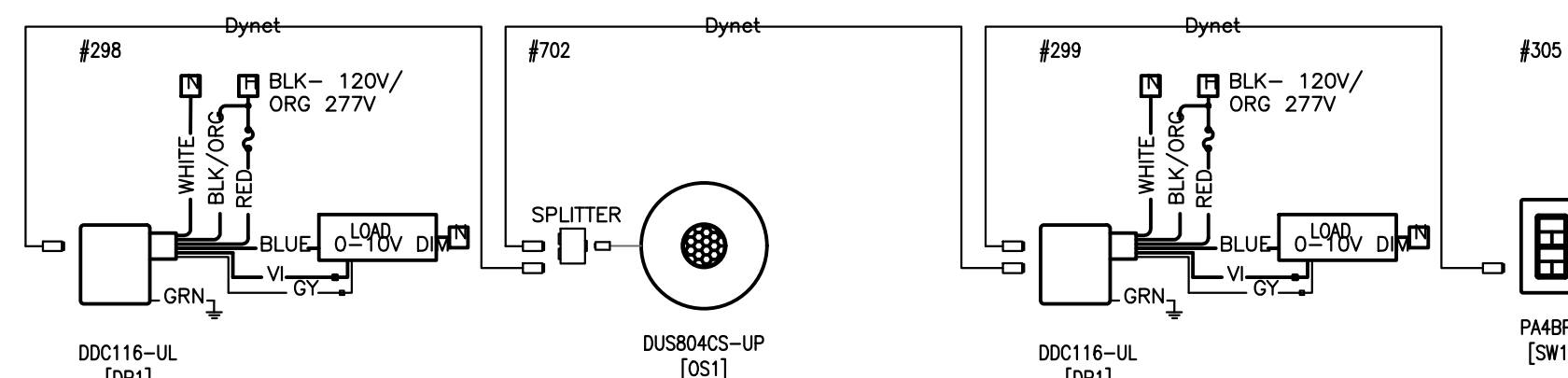
2 110 RESOURCE  
E012 NTS



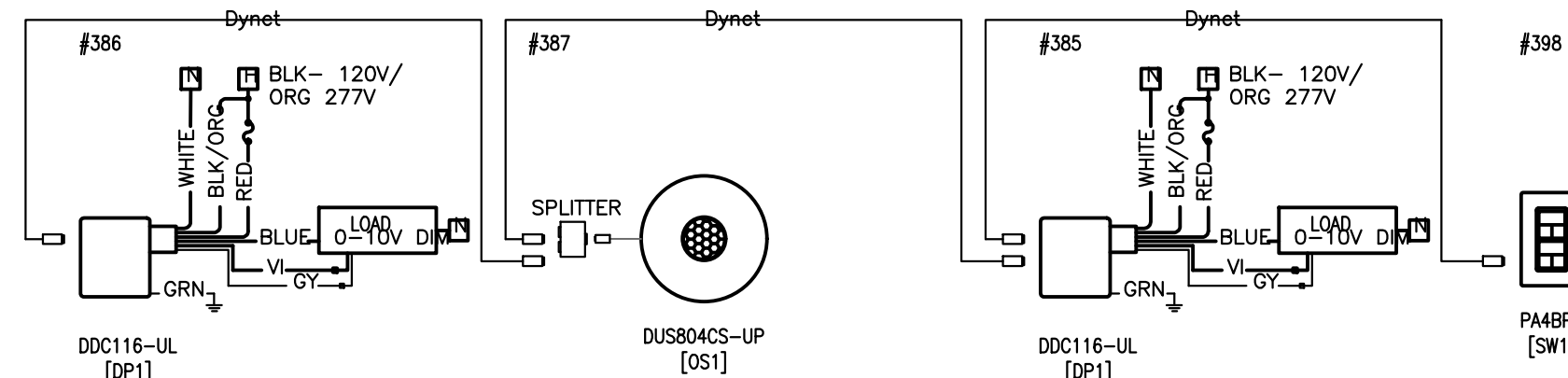
4  
E012



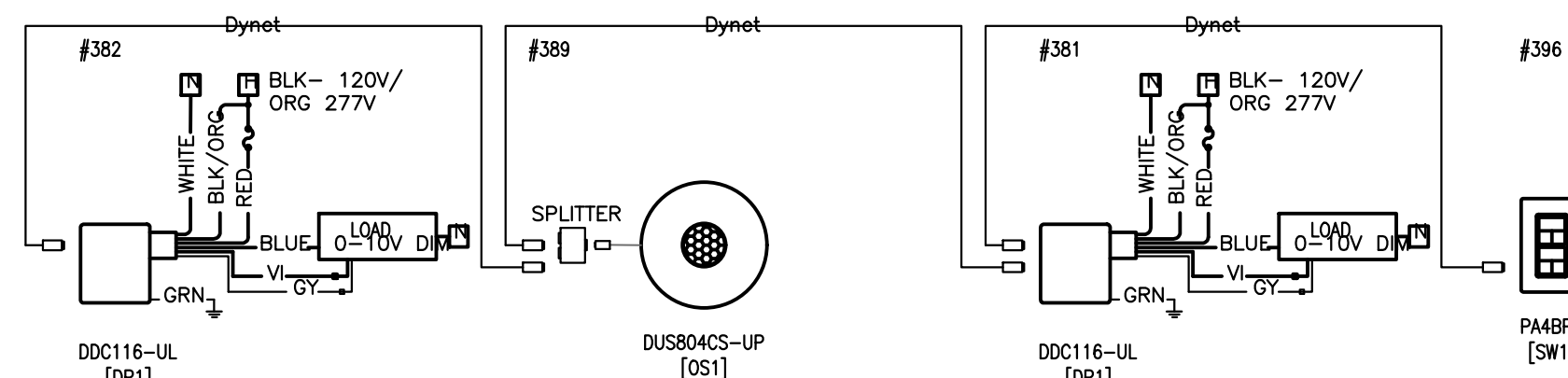
6 116 CLASSROOM  
E012 NTS



8  
E012



10 120 CLASSROOM  
E012 NTS





12 122 CLASSROOM  
E012 NTS


**N45 ARCHITECTURE INC.**  
71 Bank Street, 7th Floor – Ottawa, Ontario, K1P 5N2  
tel. 613.224.0095 fax 613.224.9811

drawing title <b>LIGHTING CONTROLS</b> <b>WIRING DIAGRAM 1-3</b>		
scale AS SHOWN	drawn by K.A	
date 2025	checked by D.V/ D.A	
project number  2025-385	drawing number  <b>E012</b>	
CONTRACTOR TO VERIFY ALL DIMENSIONS AND NOTIFY THE ARCHITECT OF ANY DISCREPANCIES BEFORE WORK COMMENCES.		revision  <b>26</b>
DO NOT SCALE DRAWINGS		






CONTRACTOR SHALL PROVIDE REQUIRED DEVICES, RELAYS, LOW AND LINE VOLTAGE CABLING FOR FULLY FUNCTIONAL SYSTEM.



-	ISSUED FOR TENDER	2026-02-
-	ISSUED FOR PERMIT	2025-12-
-	ISSUED FOR CO-ORDINATION	2025-11-
-	ISSUED FOR SITE PLAN	2025-10-
-	ISSUED TO HYDRO ONE	2025-10-
-	ISSUED FOR 80% REVIEW	2025-10-
-	ISSUED FOR 50% REVIEW	2025-09-
no.	revision	date

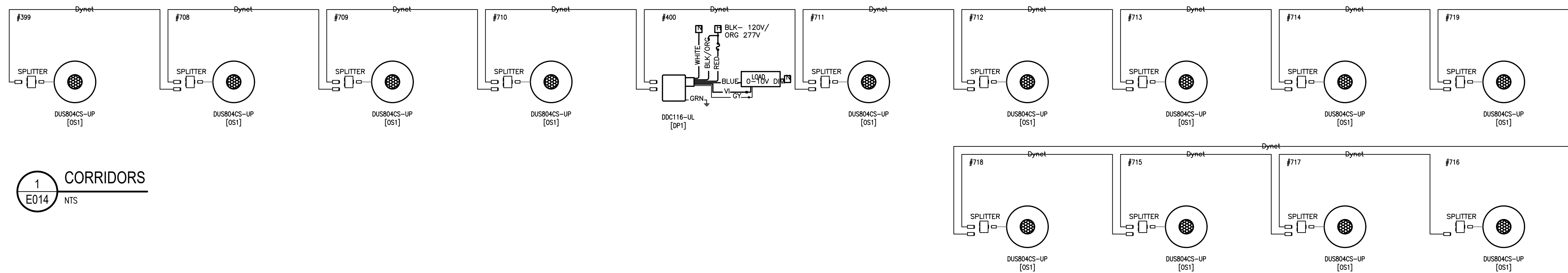
CAMBRIDGE PUBLIC SCHOOL  
2123 RTE 500 W  
EMBRUN, ON



CONTRACTOR TO VERIFY ALL DIMENSIONS AND  
NOTIFY THE ARCHITECT OF ANY DISCREPANCIES  
BEFORE WORK COMMENCES.

26





1 CORRIDORS  
E014 NTS

GENERAL NOTE

CONTRACTOR SHALL PROVIDE REQUIRED DEVICES, RELAYS, LOW AND LINE VOLTAGE CABLING FOR FULLY FUNCTIONAL SYSTEM.



-	ISSUED FOR TENDER	2026-02-10
-	ISSUED FOR PERMIT	2025-12-10
-	ISSUED FOR CO-ORDINATION	2025-11-19
-	ISSUED FOR SITE PLAN	2025-10-31
-	ISSUED TO HYDRO ONE	2025-10-31
-	ISSUED FOR 80% REVIEW	2025-10-14
-	ISSUED FOR 50% REVIEW	2025-09-17
no.	revision	date



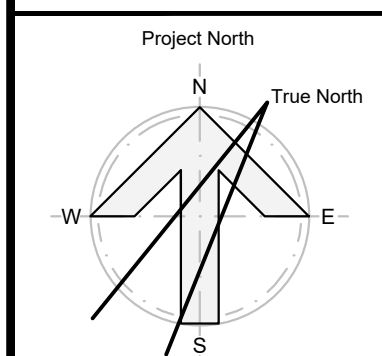
**N45 ARCHITECTURE INC.**

71 Bank Street, 7th Floor – Ottawa, Ontario, K1P 5N2  
tel. 613.224.0095 fax 613.224.9811

UPPER CANADA DISTRICT  
SCHOOL BOARD

CAMBRIDGE PUBLIC SCHOOL

2123 RTE 500 W  
EMBRUN, ON



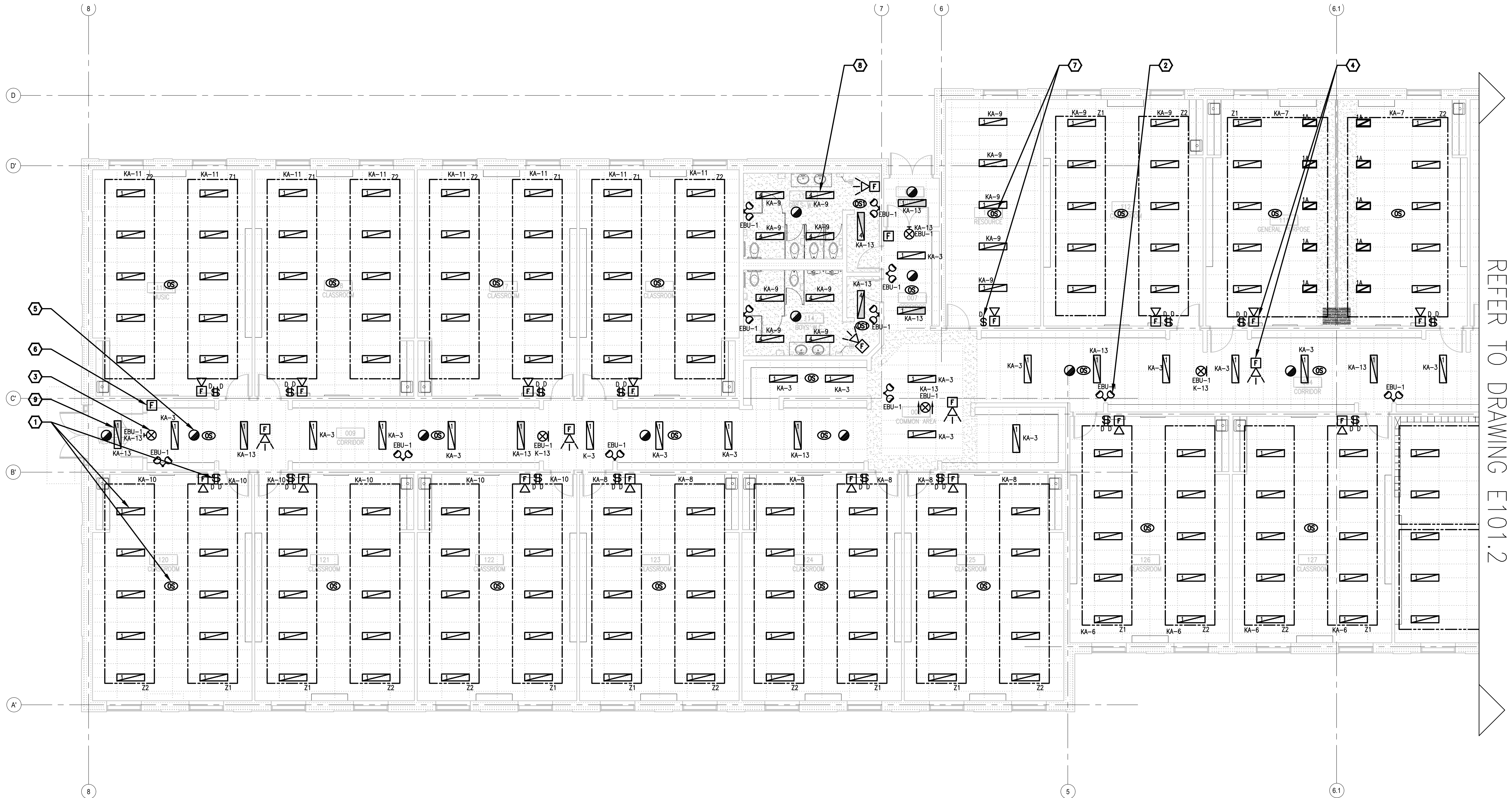
seal



drawing title  
LIGHTING CONTROLS  
WIRING DIAGRAM 3-3

scale AS SHOWN	drawn by K.A	revision  <b>26</b>
date 2025	checked by D.V/ D.A	
project number  2025-385	drawing number  <b>E014</b>	
CONTRACTOR TO VERIFY ALL DIMENSIONS AND NOTIFY THE ARCHITECT OF ANY DISCREPANCIES BEFORE WORK COMMENCES.		
DO NOT SCALE DRAWINGS		





REFER TO DRAWING E101.2

# WEST SIDE OF ADDITION - LIGHTING & FIRE ALARM WORK

1  
E101.1  
1:100

## DRAWING NOTES

- TYPICAL**  
PROVIDE LIGHT FIXTURE AS PER LIGHT FIXTURE SCHEDULE C/W LOW VOLTAGE DIMMING SWITCHES AND OCCUPANCY SENSORS IN TWO ZONES AS INDICATED. PROVIDE LINE VOLTAGE AND LOW VOLTAGE WIRING C/W COMMISSIONING. REFER TO LIGHTING CONTROL DETAILS FOR FURTHER INFORMATION AND COMPONENTS REQUIREMENTS.
- TYPICAL**  
PROVIDE CEILING/WALL EMERGENCY DUAL REMOTE HEAD LED, 4W C/W WIRING AND CONNECT TO EBU AS INDICATED.
- TYPICAL**  
PROVIDE PICTOGRAM "RUNNING MAN" EXIT SIGN AS INDICATED C/W CONDUIT AND WIRING. CONNECT TO NORMAL AND EMERGENCY LIGHTING CIRCUIT.
- TYPICAL**  
PROVIDE NEW FIRE ALARM SIGNALING DEVICES AS INDICATED C/W CONDUIT AND WIRING. REFER TO SPECIFICATIONS.
- TYPICAL**  
PROVIDE SMOKE DETECTOR C/W WIRING. REFER TO SPECIFICATIONS.
- TYPICAL**  
PROVIDE NEW FIRE ALARM INITIATING DEVICE AS INDICATED C/W CONDUIT AND WIRING. REFER TO SPECIFICATIONS.
- TYPICAL**  
PROVIDE NEW LIGHTING CONTROL DEVICES AS INDICATED C/W CONDUIT AND WIRING. REFER TO ONELINE DIAGRAM ON DRAWING E101.2 FOR FURTHER INFORMATION.
- TYPICAL**  
PROVIDE NEW LIGHTING FIXTURE AS INDICATED C/W CONDUIT AND WIRING. CONNECT TO 20A, NORMAL LIGHTING CIRCUIT SERVING THE ARE. REFER TO LIGHTING FIXTURE SCHEDULE ON DRAWING E001.
- TYPICAL**  
HATCHED LIGHT FIXTURE ON NIGHT LIGHT CIRCUIT.

## LIGHTING CONTROLS LEGEND


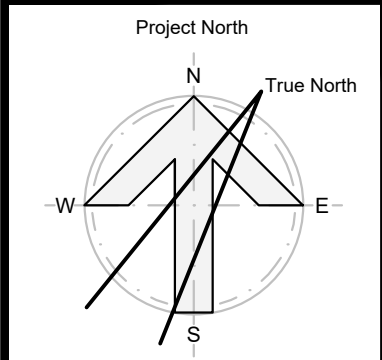
OS	DUS04CS-UP LOW VOLTAGE CEILING MOUNT SENSOR, DUAL TECHNOLOGY, LARGE MOTION
OS	SWX 2222 CEILING MOUNT SENSOR, PASSIVE DUAL TECHNOLOGY, LARGE MOTION
OS	SWX 121 WALL SWITCH SENSOR, PASSIVE DUAL TECHNOLOGY
D/OS	SWX 121D WALL SWITCH SENSOR, PASSIVE DUAL TECHNOLOGY, DIMMING
D/D	PAMBPA ANTUMBRA PUSHBUTTON SWITCH FOR 2 ZONES
D	PABPA ANTUMBRA PUSHBUTTON SWITCH FOR 1 ZONE

-	ISSUED FOR TENDER	2026-02-10
-	ISSUED FOR PERMIT	2025-12-10
-	ISSUED FOR CO-ORDINATION	2025-11-19
-	ISSUED FOR SITE PLAN	2025-10-31
-	ISSUED TO HYDRO ONE	2025-10-31
-	ISSUED FOR 80% REVIEW	2025-10-14
-	ISSUED FOR 50% REVIEW	2025-09-17
no.	revision	date

**N45 ARCHITECTURE INC.**  
71 Bank Street, 7th Floor - Ottawa, Ontario, K1P 5N2  
tel. 613.224.0095 fax 613.224.9811

UPPER CANADA DISTRICT  
SCHOOL BOARD

**CAMBRIDGE PUBLIC SCHOOL**  
2123 RTE 500 W  
EMBRUN, ON



drawing title  
**GROUND FLOOR -  
WEST SIDE OF ADDITION -  
LIGHTING & FIRE ALARM WORK**

scale AS SHOWN	drawn by K.A
date 2025	checked by D.V/ D.A
project number 2025-385	drawing number <b>E101.1</b>

CONTRACTOR TO VERIFY ALL DIMENSIONS AND  
NOTIFY THE ARCHITECT OF ANY DISCREPANCIES  
BEFORE WORK COMMENCES.

revision

**26**

DO NOT SCALE DRAWINGS



REFER TO DRAWING E101.1



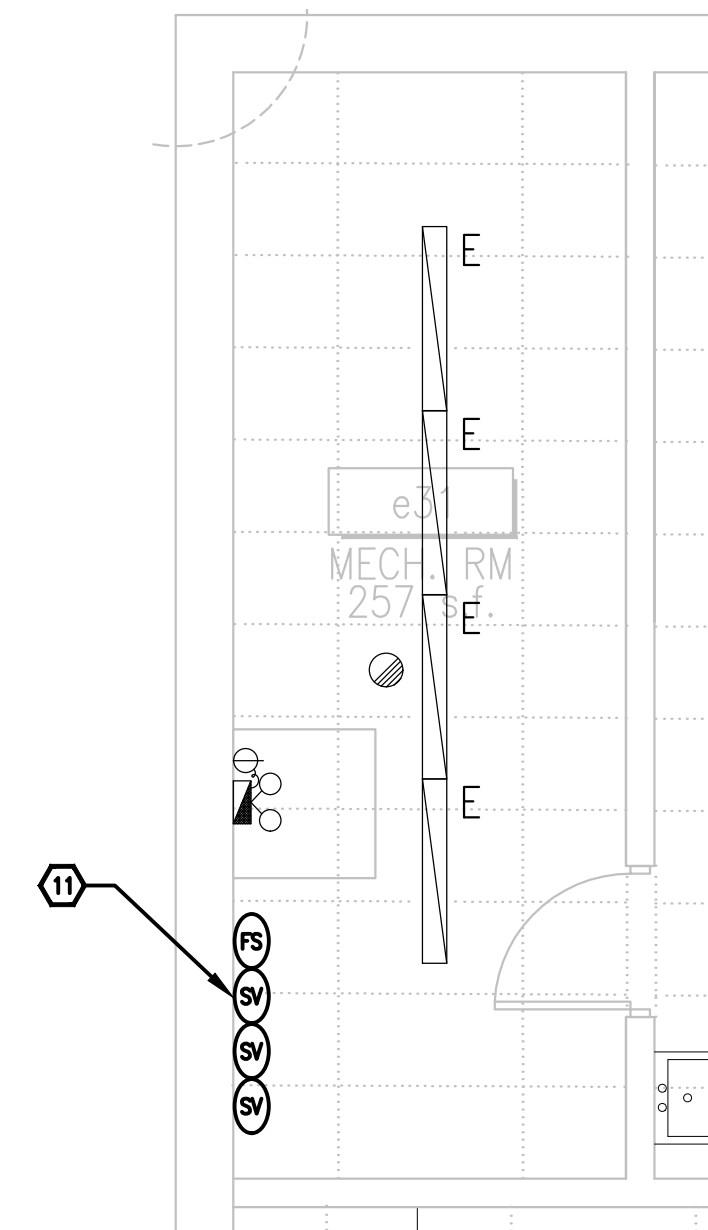
1  
E101.2  
1:100  
EAST SIDE OF ADDITION -  
LIGHTING & FIRE ALARM WORK

#### DRAWING NOTES

- TYPICAL**  
PROVIDE LIGHT FIXTURE AS PER LIGHT FIXTURE SCHEDULE C/W LOW VOLTAGE DIMMING SWITCHES AND OCCUPANCY SENSORS IN TWO ZONES AS INDICATED. PROVIDE LINE VOLTAGE AND LOW VOLTAGE WIRING C/W COMMISSIONING. REFER TO LIGHTING CONTROL DETAILS FOR FURTHER INFORMATION AND COMPONENTS REQUIREMENTS.
- TYPICAL**  
PROVIDE CEILING/WALL EMERGENCY DUAL REMOTE HEAD LED, 4W C/W WIRING AND CONNECT TO EBU AS INDICATED.
- TYPICAL**  
PROVIDE PICTOGRAM "RUNNING MAN" EXIT SIGN AS INDICATED C/W CONDUIT AND WIRING. CONNECT TO NORMAL POWER AND EMERGENCY LIGHTING CIRCUIT.
- TYPICAL**  
PROVIDE NEW FIRE ALARM SIGNALING DEVICES AS INDICATED C/W CONDUIT AND WIRING. REFER TO SPECIFICATIONS.
- TYPICAL**  
PROVIDE SMOKE DETECTOR C/W WIRING. REFER TO SPECIFICATIONS.
- TYPICAL**  
PROVIDE NEW FIRE ALARM INITIATING DEVICE AS INDICATED C/W CONDUIT AND WIRING. REFER TO SPECIFICATIONS.
- TYPICAL**  
PROVIDE NEW LIGHTING CONTROL DEVICES AS INDICATED C/W CONDUIT AND WIRING. REFER TO ONE-LINE DIAGRAM ON DRAWING Exx FOR FURTHER INFORMATION.
- TYPICAL**  
PROVIDE NEW LIGHTING FIXTURE AS INDICATED C/W CONDUIT AND WIRING. CONNECT TO 20A, NORMAL LIGHTING CIRCUIT SERVING THE AREA. REFER TO LIGHTING FIXTURE SCHEDULE ON DRAWING E001.
- TYPICAL**  
PROVIDE NEW SURFACE MOUNTED MAGNETIC DOOR HOLDER DEVICE SUPPLIED BY DOOR HARDWARE CONTRACTOR. PROVIDE 15A, 120V CONNECTION MOUNTED ON NEW JUNCTION BOX ABOVE THE DOORS IN CEILING SPACE. PROVIDE FIRE ALARM RELAY C/W SMOKE DETECTORS. PROVIDE INTERCONNECTION BETWEEN DEVICES TO RENDER A FULLY FUNCTIONAL SYSTEM. FIRE ALARM TO RELEASE DOORS ON FIRE ALARM ACTIVATION. PROVIDE PROGRAMMING AND VERIFICATION. REFER TO DETAIL X/EXX FOR FURTHER INFORMATION.
- PROVIDE EMERGENCY BATTERY UNIT 360W. C/W WIRING. CONNECT BATTERY UNIT ON THE SAME CIRCUIT AS LIGHTING ZONE AS CONNECTED AND BEFORE RELAY CONTROL.
- PROVIDE FIRE ALARM CONNECTIONS C/W WIRING TO ALL SPRINKLER SUPERVISORY DEVICES. REFER TO MECHANICAL DRAWINGS & 3/M2.1 FOR EXACT LOCATION AND QUANTITY.

#### LIGHTING CONTROLS LEGEND

CS	DUS804CS-UP LOW VOLTAGE CEILING MOUNT SENSOR, DUAL TECHNOLOGY, LARGE MOTION
CS	SWX 2222 CEILING MOUNT SENSOR, PASSIVE DUAL TECHNOLOGY, LARGE MOTION
OS	SWX 121 WALL SWITCH SENSOR, PASSIVE DUAL TECHNOLOGY
D/OS	SWX 121D WALL SWITCH SENSOR, PASSIVE DUAL TECHNOLOGY, DIMMING
D/D	PA4BPA ANTUMBRA PUSHBUTTON SWITCH FOR 2 ZONES
D	PA2BPA ANTUMBRA PUSHBUTTON SWITCH FOR 1 ZONE



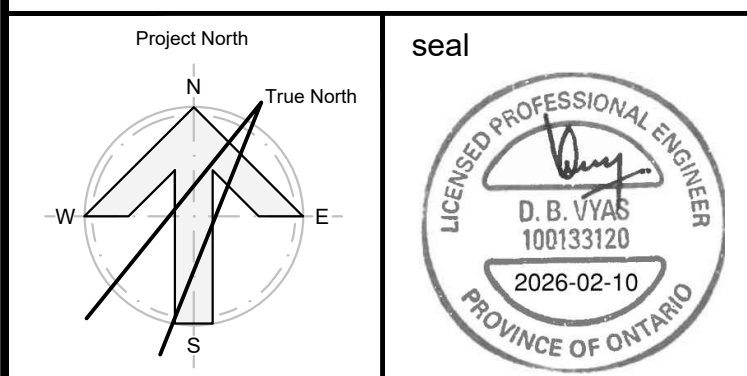
2  
E101.2  
1:50  
EXISTING ELECTRICAL ROOM  
NEW WORK

-	ISSUED FOR TENDER	2026-02-10
-	ISSUED FOR PERMIT	2025-12-10
-	ISSUED FOR CO-ORDINATION	2025-11-19
-	ISSUED FOR SITE PLAN	2025-10-31
-	ISSUED TO HYDRO ONE	2025-10-31
-	ISSUED FOR 80% REVIEW	2025-10-14
-	ISSUED FOR 50% REVIEW	2025-09-17
no.	revision	date

**N45 ARCHITECTURE INC.**  
71 Bank Street, 7th Floor - Ottawa, Ontario, K1P 5N2  
tel. 613.224.0095 fax 613.224.9811

UPPER CANADA DISTRICT  
SCHOOL BOARD

**CAMBRIDGE PUBLIC SCHOOL**  
2123 RTE 500 W  
EMBRUN, ON



drawing title  
**GROUND FLOOR -  
EAST SIDE OF ADDITION -  
LIGHTING & FIRE ALARM WORK**

scale AS SHOWN	drawn by K.A
date 2025	checked by D.V/ D.A
project number 2025-385	drawing number <b>E101.2</b>

CONTRACTOR TO VERIFY ALL DIMENSIONS AND NOTIFY THE ARCHITECT OF ANY DISCREPANCIES BEFORE WORK COMMENCES.	revision <b>26</b>
DO NOT SCALE DRAWINGS	

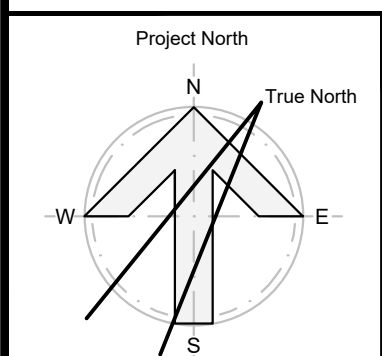


-	ISSUED FOR TENDER	2026-02-10
-	ISSUED FOR PERMIT	2025-12-10
-	ISSUED FOR CO-ORDINATION	2025-11-19
-	ISSUED FOR SITE PLAN	2025-10-31
-	ISSUED TO HYDRO ONE	2025-10-31
-	ISSUED FOR 80% REVIEW	2025-10-14
-	ISSUED FOR 50% REVIEW	2025-09-17
no.	revision	date

**N45 ARCHITECTURE INC.**  
71 Bank Street, 7th Floor - Ottawa, Ontario, K1P 5N2  
Tel. 613.224.0095 fax 613.224.9811

UPPER CANADA DISTRICT  
SCHOOL BOARD

**CAMBRIDGE PUBLIC SCHOOL**  
2123 RTE 500 W  
EMBRUN, ON



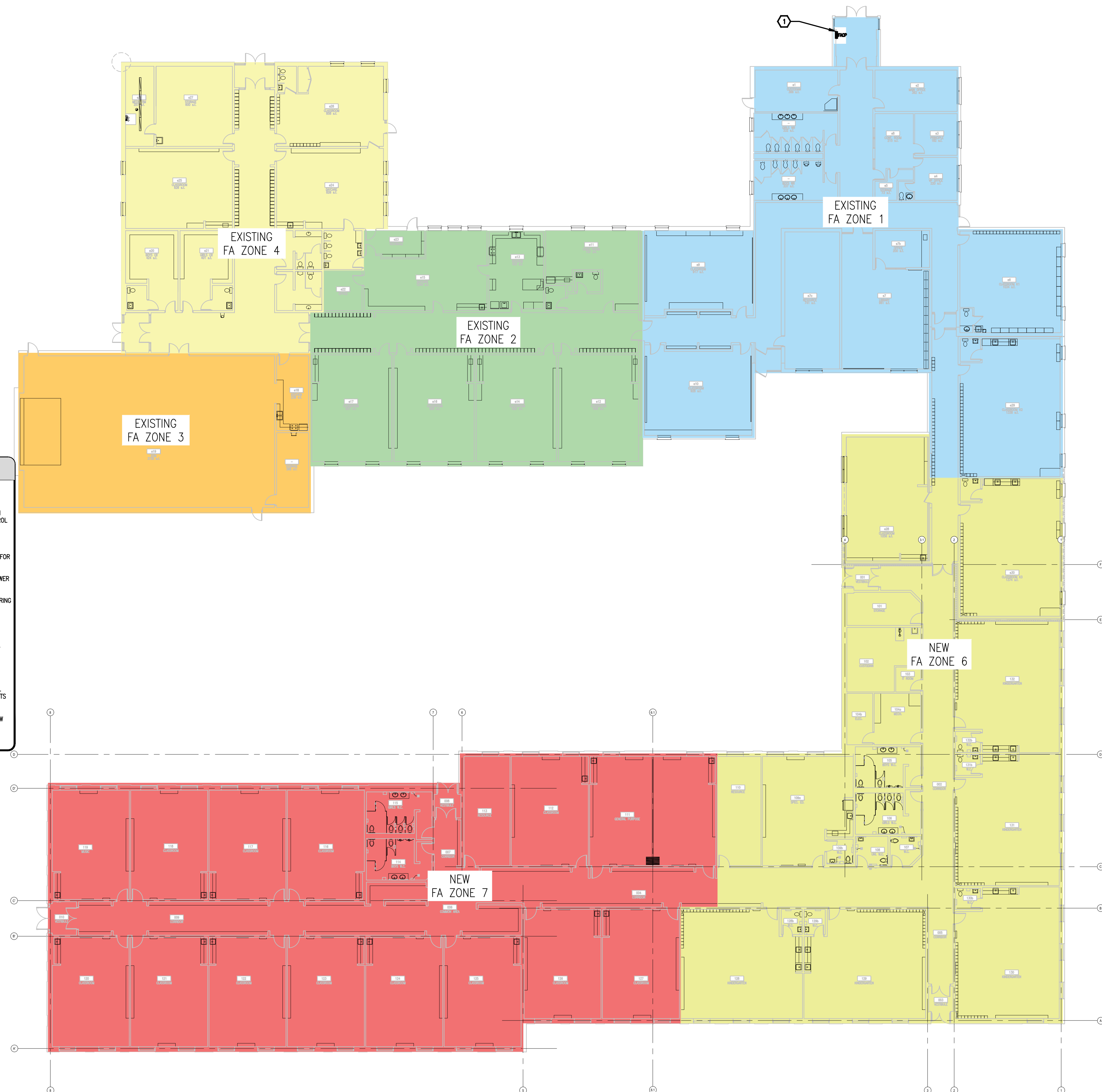
drawing title  
**GROUND FLOOR - FIRE  
ALARM ZONING**

scale AS SHOWN	drawn by K.A
date 2025	checked by D.V/ D.A
project number 2025-385	drawing number <b>E101.3</b>

CONTRACTOR TO VERIFY ALL DIMENSIONS AND  
NOTIFY THE ARCHITECT OF ANY DISCREPANCIES  
BEFORE WORK COMMENCES.

revision  
**26**

DO NOT SCALE DRAWINGS



### FIRE ALARM DESCRIPTION OF SYSTEM

#### SCOPE OF WORK TO UPGRADE EXISTING SYSTEM

1. PROVIDE ALL LABOUR, MATERIALS, AND EQUIPMENT TO REMOVE THE EXISTING SIMPLEX FIRE ALARM CONTROL PANEL AND REPLACE IT WITH A NEW SIMPLEX 4100ES ADDRESSABLE FIRE ALARM CONTROL PANEL COMPLETE WITH ALL REQUIRED MODULES AND ACCESSORIES.

#### THE CONTRACTOR SHALL:

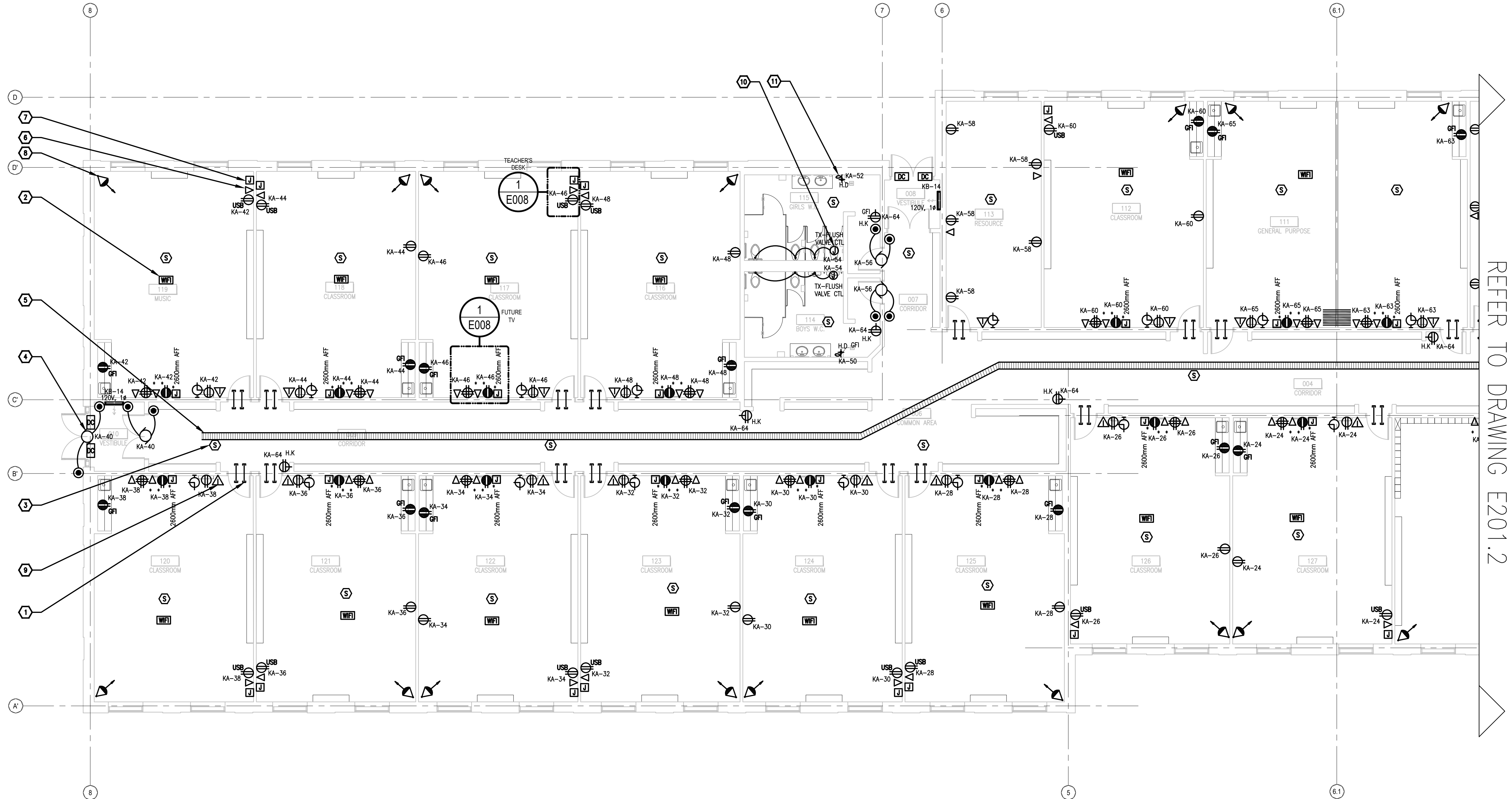
- 1.1 DISCONNECT AND REMOVE THE EXISTING PANEL, ENSURING EXISTING WIRING IS PRESERVED FOR RECONNECTION.
- 1.2 INSTALL THE NEW 4100ES PANEL IN THE SAME LOCATION, COMPLETE WITH ENCLOSURE, POWER SUPPLY, CPU, AND INTERFACE MODULES AS REQUIRED.
- 1.3 RECONNECT EXISTING FIELD WIRING, DEVICES, AND CIRCUITS TO THE NEW PANEL. VERIFY WIRING INTEGRITY AND REPLACE ANY DAMAGED CONDUCTORS DISCOVERED DURING INSTALLATION.
- 1.4 ENSURE ALL EXISTING AND NEW DEVICES ARE ADDRESSED, PROGRAMMED, AND FULLY SYNCHRONIZED WITH THE 4100ES SYSTEM.
- 1.5 PERFORM A COMPLETE VERIFICATION OF THE SYSTEM IN ACCORDANCE WITH CAN/ULC-S537, INCLUDING DEVICE TESTING, ANNUNCIATE FUNCTIONS, AND COMMUNICATION WITH THE MONITORING STATION.
- 1.6 PROVIDE UPDATED 'AS-FITTED' DRAWINGS AND PROGRAMMING FILES UPON COMPLETION.
- 1.7 TRAIN THE OWNER'S REPRESENTATIVE IN THE OPERATION OF THE NEW FIRE ALARM CONTROL PANEL. PROVIDE NEW ADDRESSABLE LOOP FOR DETECTION DEVICES AND AUDIBLE CIRCUITS FOR NEW ADDITION, C/W CONDUIT WIRING ALL REQUIRED DEVICES.
- 1.8 PROVIDE NEW ADDRESSABLE LOOP FOR DETECTION DEVICES AND AUDIBLE CIRCUITS FOR NEW ADDITION, C/W CONDUIT WIRING ALL REQUIRED DEVICES.

REFER TO FLOOR PLANS FOR EXACT DEVICE QUANTITY.

PORTABLES

RELOCATED  
FA ZONE 5





1  
E201.1  
WEST SIDE OF ADDITION -  
POWER & SYSTEMS WORK  
1:100

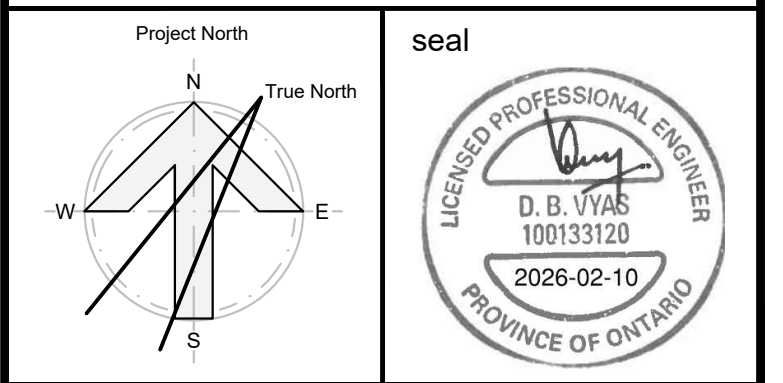
- DRAWING NOTES**
- TYPICAL**  
PROVIDE 2x27mm EMT CONDUITS FROM CORRIDOR TO EACH ROOM FOR DATA, PA AND SECURITY.
  - TYPICAL**  
PROVIDE BACK BOX C/W CONDUIT AND DATA CABLING FOR CEILING OR WALL WIFI DEVICE. REFER TO SPECIFICATIONS.
  - TYPICAL**  
PA SPEAKER SUPPLIED, INSTALLED AND WIRED BY PA CONTRACTOR. ELECTRICAL CONTRACTOR TO PROVIDE BACK BOX AND CONDUITS C/W PULL STRING IN DRYWALL OR HARD CEILING UP TO ACCESSIBLE CEILING SPACE. REFER TO SPECIFICATIONS.
  - TYPICAL**  
PROVIDE 120V JUNCTION BOX FOR DOOR OPERATOR. DEVICE SUPPLIED BY DOOR HARDWARE CONTRACTOR. CCT # AS SHOWN. PROVIDE 21MM CONDUIT FROM PUSH BUTTON TO DOOR OPERATOR AND ROUGH-IN. COORDINATE FINAL LOCATIONS ON SITE WITH HARDWARE CONTRACTOR.
  - TYPICAL**  
PROVIDE 300MMW X 100MMH BASKET TYPE CABLE TRAY C/W ACCESSORIES SEISMICALLY INSTALL SUSPENDED OR WALL MOUNTED IN CEILING SPACE SHARED FOR POWER, PA, DATA AND SECURITY. OFFSET CABLE TRAY FROM MECHANICAL DUCT AREA. EXACT LOCATION COORDINATE ON SITE. PROVIDE PULL CORDS IN PORTION OF CABLE TRAY PASSING THRU NON ACCESSIBLE DRYWALL CEILING. CABLE TRAY SHALL BE SEISMICALLY INSTALLED AND GROUNDED. ALLOW FOR ALL OFFSETS AND LEVEL CHANGES.
  - TYPICAL:**  
PROVIDE NEW ELECTRICAL DEVICES TYPE AS INDICATED C/W CONDUIT AND WIRING. CONNECT TO INDICATED CIRCUIT.
  - TYPICAL:**  
PROVIDE BACK BOX AND 27MM CONDUIT C/W PULL STRING UP TO CEILING SPACE FOR NEW DATA OUTLETS SUPPLIED AND INSTALLED BY COMMUNICATIONS CONTRACTOR. COORDINATE EXACT LOCATION ON SITE.
  - TYPICAL**  
PROVIDE 52X103MM BACK BOX C/W 21MM CONDUIT STUB UP IN CEILING SPACE FOR SECURITY MOTION DETECTOR.
  - TYPICAL**  
PROVIDE BACK BOX C/W 21MM CONDUIT UP TO ACCESSIBLE CEILING FOR PA PHONE. PA CONTRACTOR TO PROVIDE CABLING AND DEVICE. REFER TO SPECIFICATIONS.
  - TYPICAL**  
PROVIDE 120V POWER IN CEILING SPACE FOR GROUP WASHROOMS ELECTRONIC FLUSH VALVES. LOW VOLTAGE TRANSFORMER SUPPLIED AND WIRING BY MECHANICAL. COORDINATE EXACT LOCATION WITH MECHANICAL CONTRACTOR.
  - TYPICAL**  
NEW HAND DRYER TO MATCH EXISTING NOVA 5 120V, 14, 1800W MODEL#: 0511000, CCT # AS SHOWN. REFER TO ELECTRICAL SPECIFICATIONS. COORDINATE EXACT LOCATION & MOUNTING HEIGHT WITH ARCHITECT ELEVATIONS.

no.	revision	date
-	ISSUED FOR TENDER	2026-02-10
-	ISSUED FOR PERMIT	2025-12-10
-	ISSUED FOR CO-ORDINATION	2025-11-19
-	ISSUED FOR SITE PLAN	2025-10-31
-	ISSUED TO HYDRO ONE	2025-10-31
-	ISSUED FOR 80% REVIEW	2025-10-14
-	ISSUED FOR 50% REVIEW	2025-09-17

**N45 ARCHITECTURE INC.**  
71 Bank Street, 7th Floor - Ottawa, Ontario, K1P 5N2  
tel. 613.224.0095 fax 613.224.9811

UPPER CANADA DISTRICT  
SCHOOL BOARD

**CAMBRIDGE PUBLIC SCHOOL**  
2123 RTE 500 W  
EMBRUN, ON



drawing title  
**GROUND FLOOR -  
WEST SIDE OF ADDITION -  
POWER & SYSTEMS WORK**

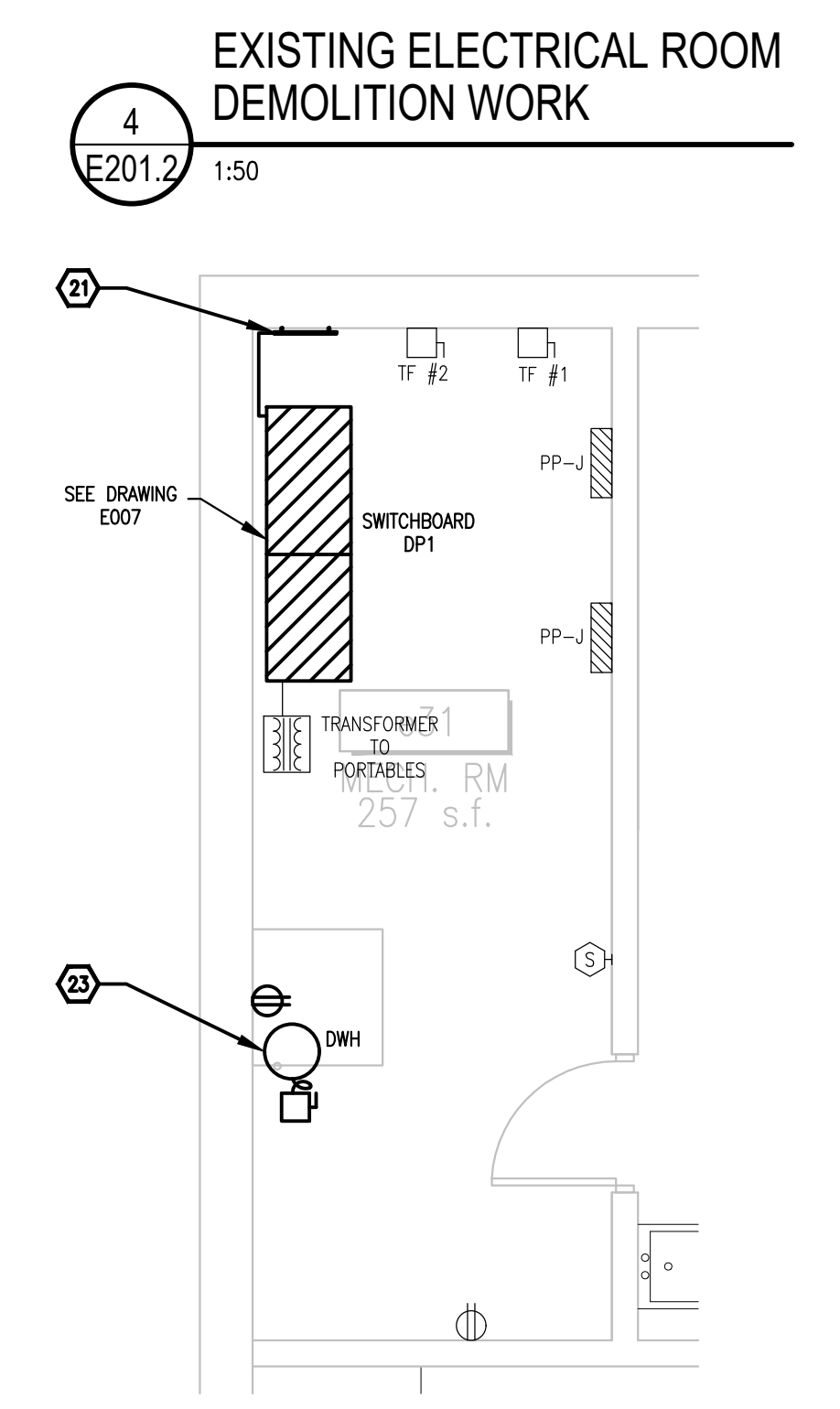
scale AS SHOWN	drawn by K.A
date 2025	checked by D.V/ D.A
project number 2025-385	drawing number <b>E201.1</b>

CONTRACTOR TO VERIFY ALL DIMENSIONS AND  
NOTIFY THE ARCHITECT OF ANY DISCREPANCIES  
BEFORE WORK COMMENCES.

revision  
**26**

DO NOT SCALE DRAWINGS





-





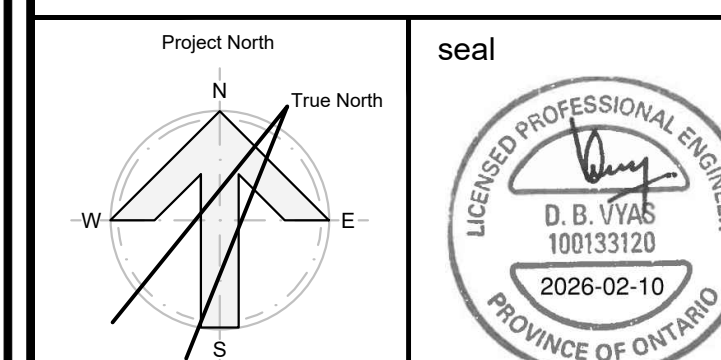
-	ISSUED FOR TENDER	2026-02-1
-	ISSUED FOR PERMIT	2025-12-1
-	ISSUED FOR CO-ORDINATION	2025-11-1
-	ISSUED FOR SITE PLAN	2025-10-3
-	ISSUED TO HYDRO ONE	2025-10-3
-	ISSUED FOR 80% REVIEW	2025-10-1
-	ISSUED FOR 50% REVIEW	2025-09-1
no.	revision	date



**N45 ARCHITECTURE INC.**  
71 Bank Street, 7th Floor – Ottawa, Ontario, K1P 5N2  
tel. 613.224.0095 fax 613.224.9811

UPPER CANADA DISTRICT  
SCHOOL BOARD

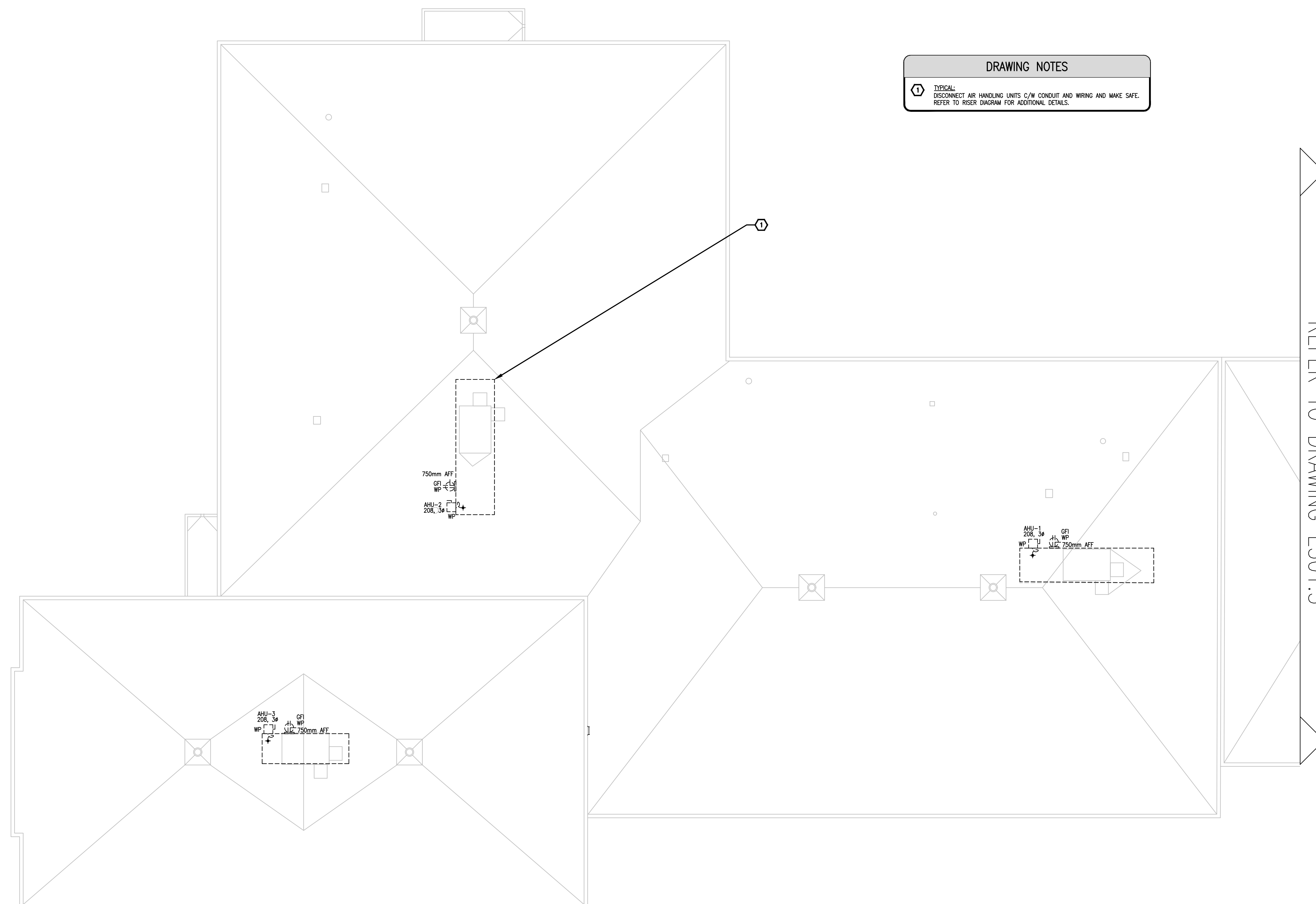
**CAMBRIDGE PUBLIC SCHOOL**  
2123 RTE 500 W  
EMBRUN, ON



drawing title  
ROOF TOP - EXISTING BUILDING -  
POWER & SYSTEMS -  
DEMOLITION WORK

scale AS SHOWN	drawn by K.A
date 2025	checked by D.V/ D.A
project number 2025-385	drawing number <b>E301 1</b>

CONTRACTOR TO VERIFY ALL DIMENSIONS AND NOTIFY THE ARCHITECT OF ANY DISCREPANCIES BEFORE WORK COMMENCES.	revision
DO NOT SCALE DRAWINGS	26



REFER TO DRAWING E301.3

ROOFTOP - EXISTING BUILDING  
POWER AND SYSTEMS - DEMOLITION WORK

1  
E301.1

1:150





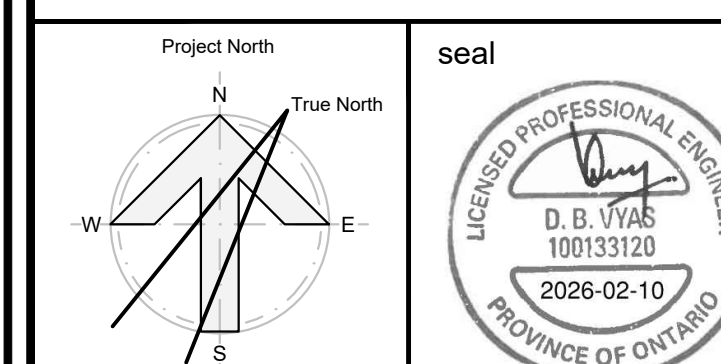
-	ISSUED FOR TENDER	2026-02-1
-	ISSUED FOR PERMIT	2025-12-1
-	ISSUED FOR CO-ORDINATION	2025-11-1
-	ISSUED FOR SITE PLAN	2025-10-3
-	ISSUED TO HYDRO ONE	2025-10-3
-	ISSUED FOR 80% REVIEW	2025-10-1
-	ISSUED FOR 50% REVIEW	2025-09-1
no.	revision	date



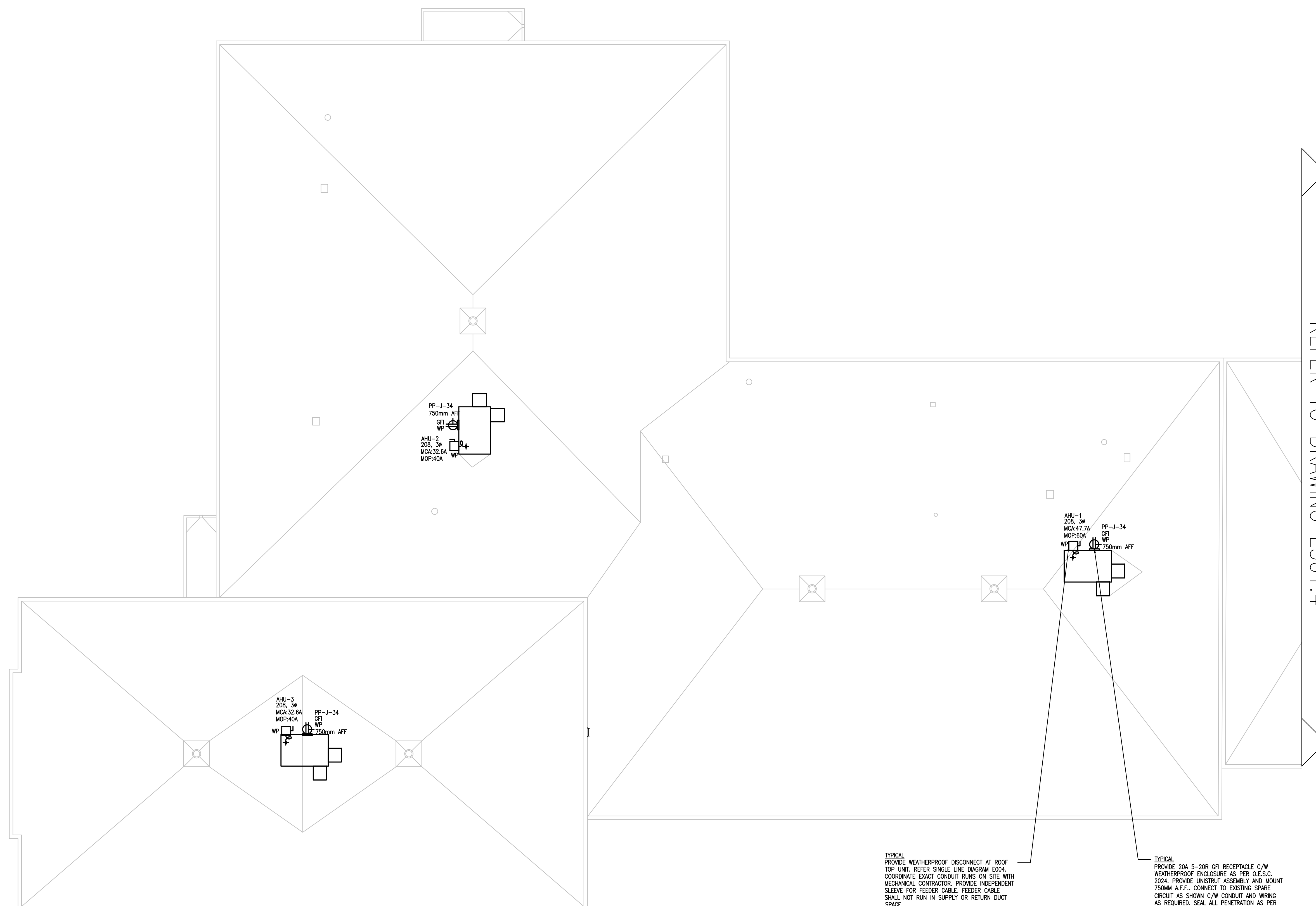
**N45 ARCHITECTURE INC.**  
71 Bank Street, 7th Floor – Ottawa, Ontario, K1P 5N2  
tel. 613.224.0095 fax 613.224.9811

UPPER CANADA DISTRICT  
SCHOOL BOARD

**CAMBRIDGE PUBLIC SCHOOL**  
2123 RTE 500 W  
EMBRUN, ON

drawing title  
ROOF TOP - EXISTING BUILDING -  
POWER & SYSTEMS - NEW WORK

scale AS SHOWN	drawn by K.A.	revision  <b>26</b>
date 2025	checked by D.V./D.A.	
project number  2025-385	drawing number  <b>E301.2</b>	
CONTRACTOR TO VERIFY ALL DIMENSIONS AND NOTIFY THE ARCHITECT OF ANY DISCREPANCIES BEFORE WORK COMMENCES.		
DO NOT SCALE DRAWINGS		



**TYPICAL**  
PROVIDE WEATHERPROOF DISCONNECT AT ROOF TOP UNIT. REFER SINGLE LINE DIAGRAM E004. COORDINATE EXACT CONDUIT RUNS ON SITE WITH MECHANICAL CONTRACTOR. PROVIDE INDEPENDENT SLEEVE FOR FEEDER CABLE. FEEDER CABLE SHALL NOT RUN IN SUPPLY OR RETURN DUCT SPACE

TYPICAL  
PROVIDE 20A 5-20R GFI RECEPTACLE C/W  
WEATHERPROOF ENCLOSURE AS PER O.E.S.C.  
2024. PROVIDE UNISTRUT ASSEMBLY AND MOUNT  
750MM A.F.F.. CONNECT TO EXISTING SPARE  
CIRCUIT AS SHOWN C/W CONDUIT AND WIRING  
AS REQUIRED. SEAL ALL PENETRATION AS PER  
ROOFING SPECIFICATIONS

ROOFTOP - EXISTING BUILDING  
POWER AND SYSTEMS - NEW WORK

1  
E301.2

1:150





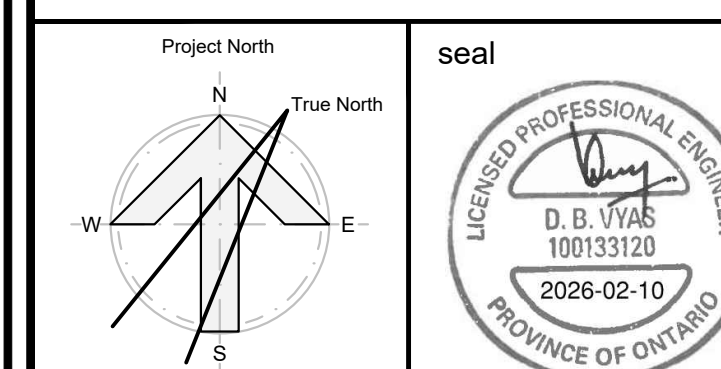
-	ISSUED FOR TENDER	2026-02-1
-	ISSUED FOR PERMIT	2025-12-1
-	ISSUED FOR CO-ORDINATION	2025-11-1
-	ISSUED FOR SITE PLAN	2025-10-3
-	ISSUED TO HYDRO ONE	2025-10-3
-	ISSUED FOR 80% REVIEW	2025-10-1
-	ISSUED FOR 50% REVIEW	2025-09-1
no.	revision	date



**N45 ARCHITECTURE INC.**  
71 Bank Street, 7th Floor – Ottawa, Ontario, K1P 5N2  
tel. 613.224.0095 fax 613.224.9811

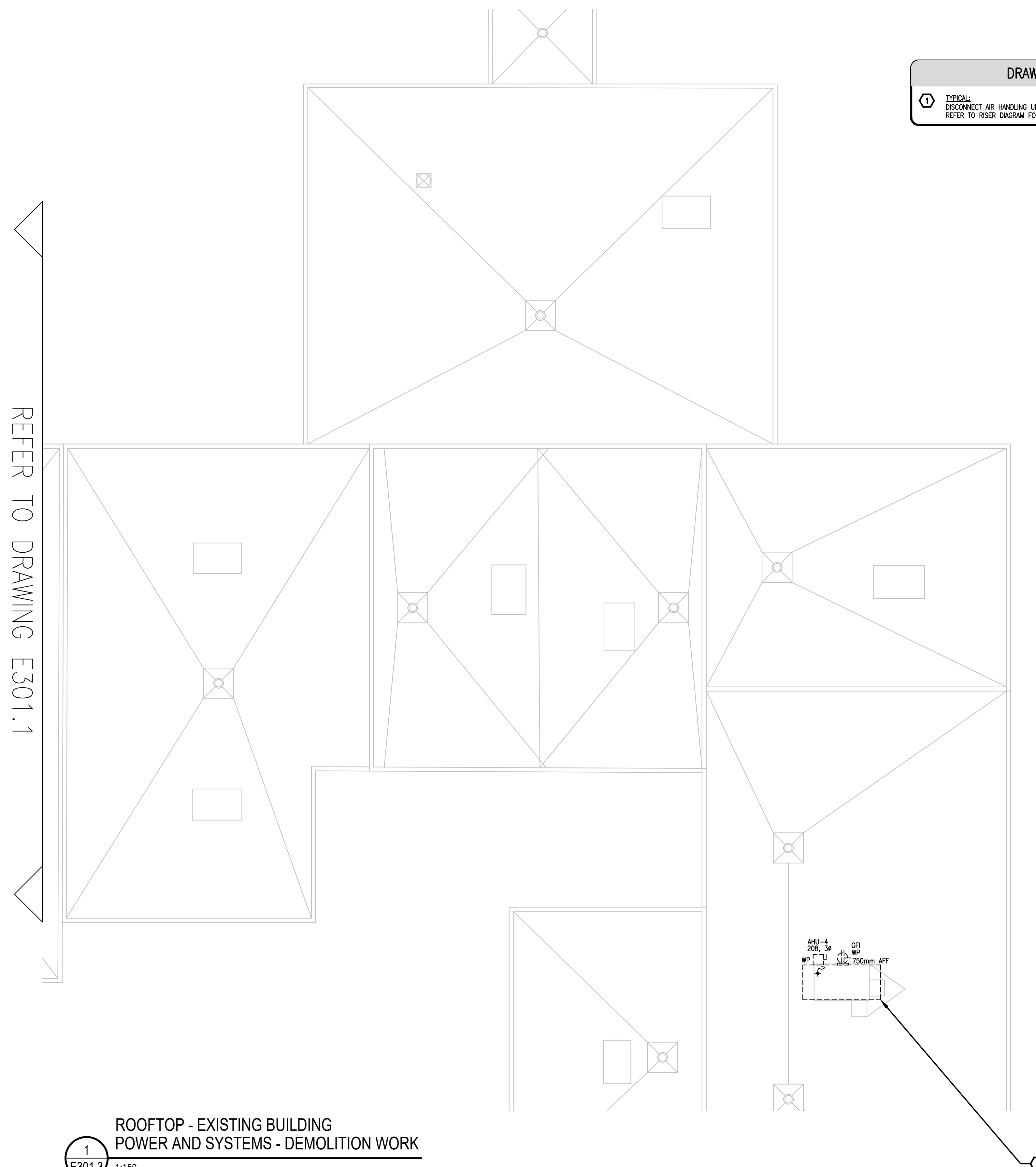
UPPER CANADA DISTRICT  
SCHOOL BOARD

**CAMBRIDGE PUBLIC SCHOOL**  
2123 RTE 500 W  
EMBRUN, ON



drawing title  
ROOF TOP - EXISTING BUILDING -  
POWER & SYSTEMS - DEMOLITION  
WORK

scale AS SHOWN	drawn by K.A
date 2025	checked by D.V/ D.A
project number 2025-385	drawing number <b>E301.3</b>
CONTRACTOR TO VERIFY ALL DIMENSIONS AND NOTIFY THE ARCHITECT OF ANY DISCREPANCIES BEFORE WORK COMMENCES.	
DO NOT SCALE DRAWINGS	
revision  <div style="font-size: 2em; float: right;">26</div>	



ROOFTOP - EXISTING BUILDING  
POWER AND SYSTEMS - DEMOLITION WORK

1  
E301.3






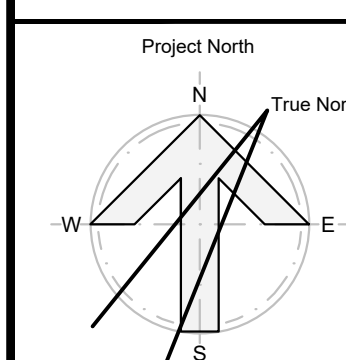
-	ISSUED FOR TENDER	2026-02-1
-	ISSUED FOR PERMIT	2025-12-1
-	ISSUED FOR CO-ORDINATION	2025-11-1
-	ISSUED FOR SITE PLAN	2025-10-3
-	ISSUED TO HYDRO ONE	2025-10-3
-	ISSUED FOR 80% REVIEW	2025-10-1
-	ISSUED FOR 50% REVIEW	2025-09-1
no.	revision	date



**N45 ARCHITECTURE INC.**  
71 Bank Street, 7th Floor – Ottawa, Ontario, K1P 5N2  
tel. 613.224.0095 fax 613.224.9811

UPPER CANADA DISTRICT  
SCHOOL BOARD

CAMBRIDGE PUBLIC SCHOOL  
2123 RTE 500 W  
EMBRUN, ON

drawing title  
ROOF TOP - EXISTING BUILDING -  
POWER & SYSTEMS - NEW WORK

scale AS SHOWN	drawn by K.A.	revision  <b>26</b>
date 2025	checked by D.V/ D.A	
project number 2025-385	drawing number  <b>E301.4</b>	
CONTRACTOR TO VERIFY ALL DIMENSIONS AND NOTIFY THE ARCHITECT OF ANY DISCREPANCIES BEFORE WORK COMMENCES.		
DO NOT SCALE DRAWINGS		

ROOFTOP - EXISTING BUILDING  
POWER AND SYSTEMS - NEW WORK

1  
E301.4





-	ISSUED FOR TENDER	2026-02-10
-	ISSUED FOR PERMIT	2025-12-10
-	ISSUED FOR CO-ORDINATION	2025-11-19
-	ISSUED FOR SITE PLAN	2025-10-31
-	ISSUED TO HYDRO ONE	2025-10-31
-	ISSUED FOR 80% REVIEW	2025-10-14
-	ISSUED FOR 50% REVIEW	2025-09-17
no.	revision	date

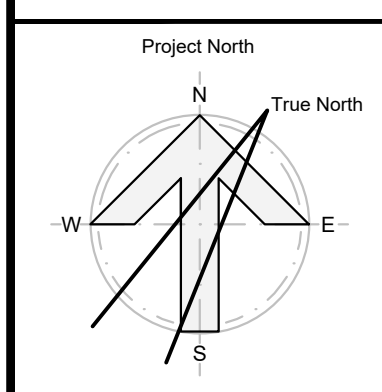


**N45 ARCHITECTURE INC.**  
71 Bank Street, 7th Floor – Ottawa, Ontario, K1P 5N2  
tel. 613.224.0095 fax 613.224.9811

UPPER CANADA DISTRICT  
SCHOOL BOARD

CAMBRIDGE PUBLIC SCHOOL

2123 RTE 500 W  
EMBRUN, ON



drawing title  
ROOF TOP - NEW ADDITION -  
EAST WING - POWER & SYSTEMS -  
NEW WORK

scale AS SHOWN	drawn by K.A
-------------------	-----------------

date	checked by
2025	D.V/ D.A

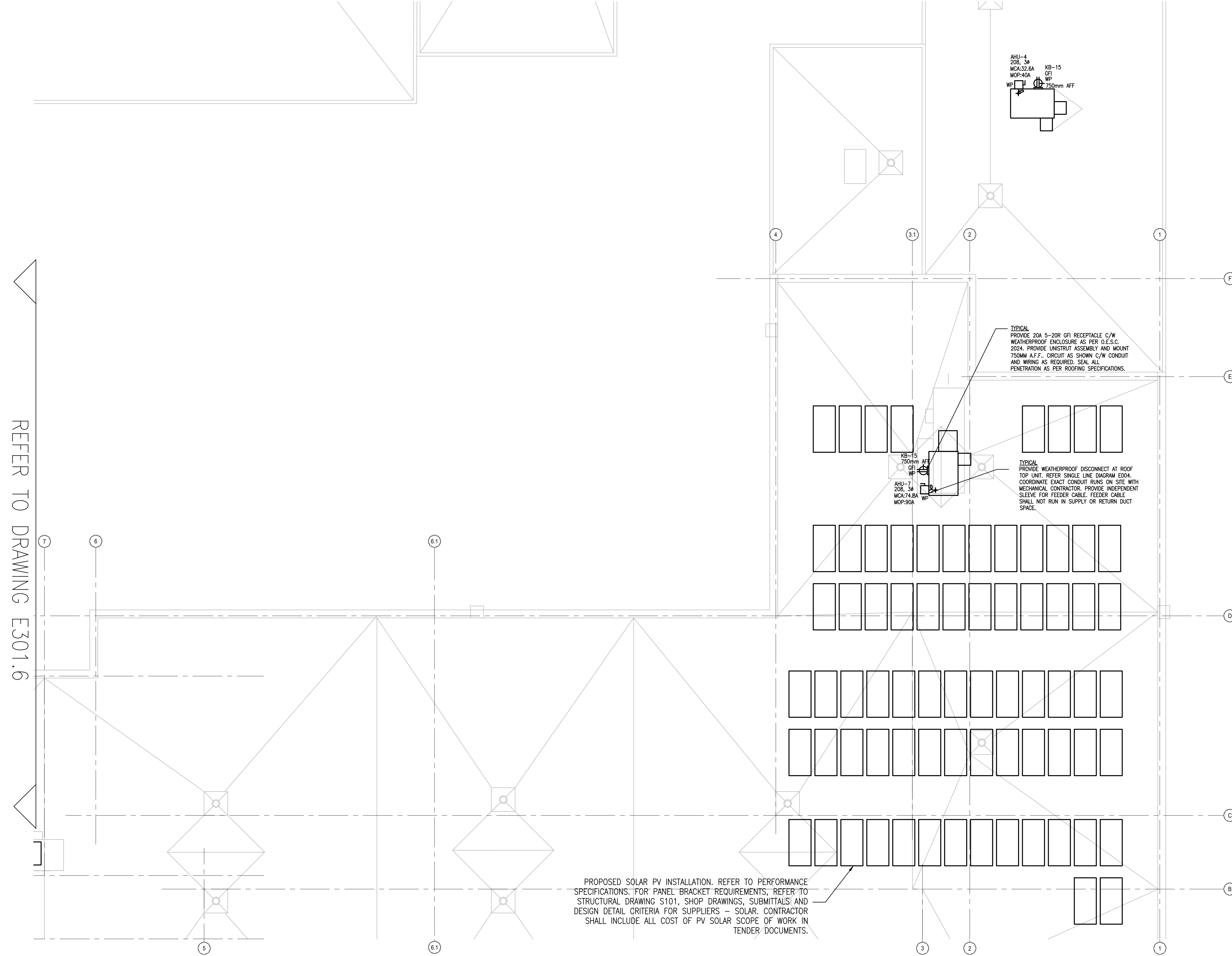
2025	D.V.D.A
project number	drawing number
2025-385	E301 5

CONTRACTOR TO VERIFY ALL DIMENSIONS AND NOTIFY THE ARCHITECT OF ANY DISCREPANCIES BEFORE WORK COMMENCES.

revision
----------


26

DO NOT SCALE DRAWINGS



PROPOSED SOLAR PV INSTALLATION. REFER TO PERFORMANCE SPECIFICATIONS. FOR PANEL BRACKET REQUIREMENTS, REFER TO STRUCTURAL DRAWING S101, SHOP DRAWINGS, SUBMITTALS AND DESIGN DETAIL CRITERIA FOR SUPPLIERS – SOLAR. CONTRACTOR SHALL INCLUDE ALL COST OF PV SOLAR SCOPE OF WORK IN TENDER DOCUMENTS.

ROOF TOP - NEW ADDITION - EAST WING  
POWER & SYSTEMS - NEW WORK



PO 1:100

1:100





-	ISSUED FOR TENDER	2026-02-10
-	ISSUED FOR PERMIT	2025-12-10
-	ISSUED FOR CO-ORDINATION	2025-11-19
-	ISSUED FOR SITE PLAN	2025-10-31
-	ISSUED TO HYDRO ONE	2025-10-31
-	ISSUED FOR 80% REVIEW	2025-10-14
-	ISSUED FOR 50% REVIEW	2025-09-17
no.	revision	date


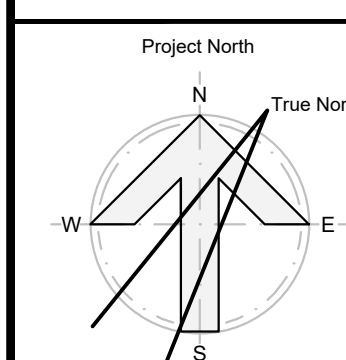


**N45 ARCHITECTURE INC.**  
71 Bank Street, 7th Floor – Ottawa, Ontario, K1P 5N1  
tel. 613.224.0095 fax 613.224.9811

UPPER CANADA DISTRICT  
SCHOOL BOARD

CAMBRIDGE PUBLIC SCHOOLS

2123 RTE 500 W  
EMBRUN, ON



drawing title  
ROOF TOP - NEW ADDITION -  
WEST WING - POWER & SYSTEM  
NEW WORK

scale AS SHOWN	drawn by K.A
-------------------	-----------------

date	checked by
2025	D.V/ D.A

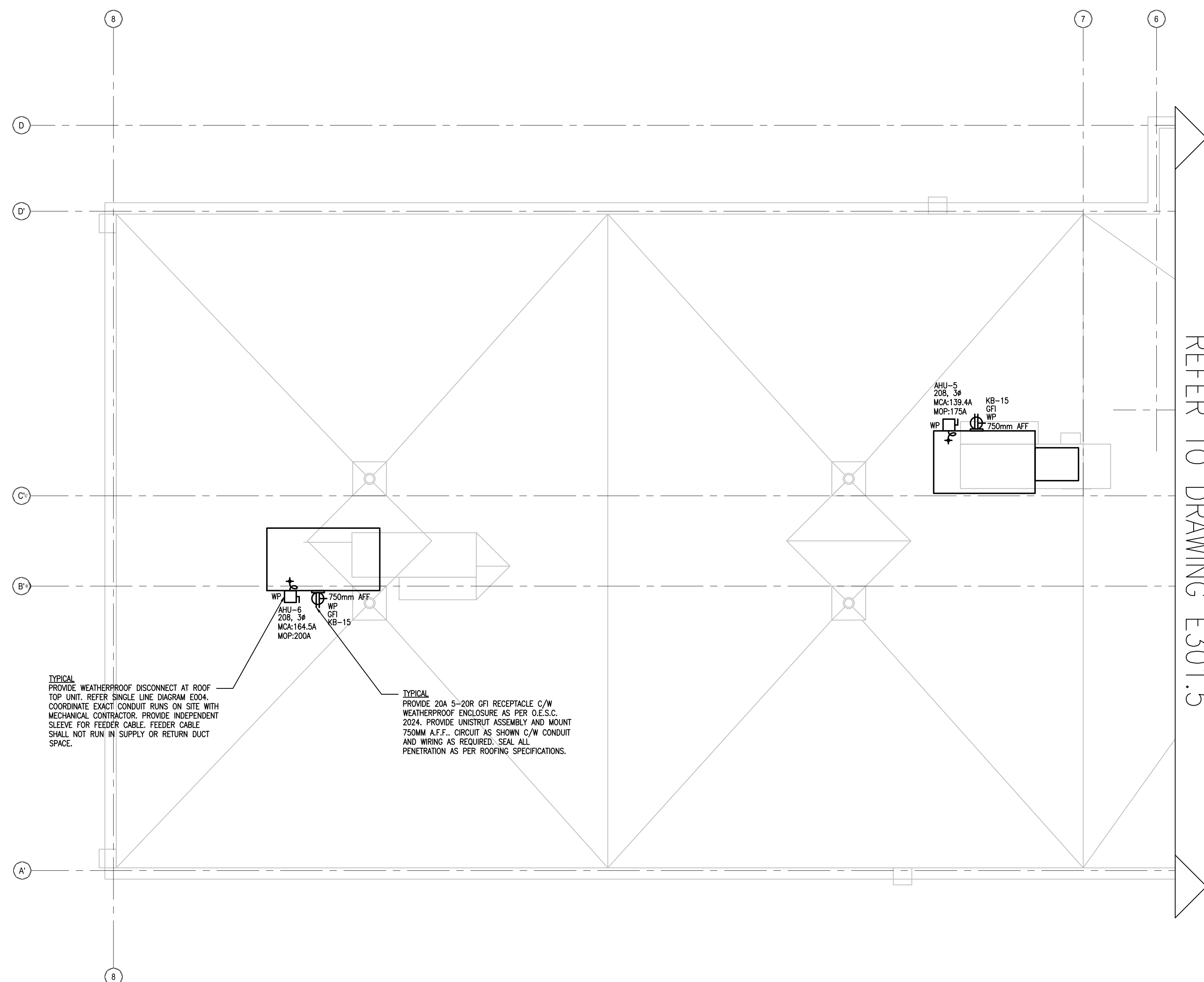
project number	drawing number
2025-385	E301 6

number	
2025-385	E301.6

CONTRACTOR TO VERIFY ALL DIMENSIONS AND  
NOTIFY THE ARCHITECT OF ANY DISCREPANCIES  
BEFORE WORK COMMENCES.

revision

26



ROOF TOP - NEW ADDITION - WEST WING  
POWER & SYSTEMS - NEW WORK

1:100

1  
E301.6



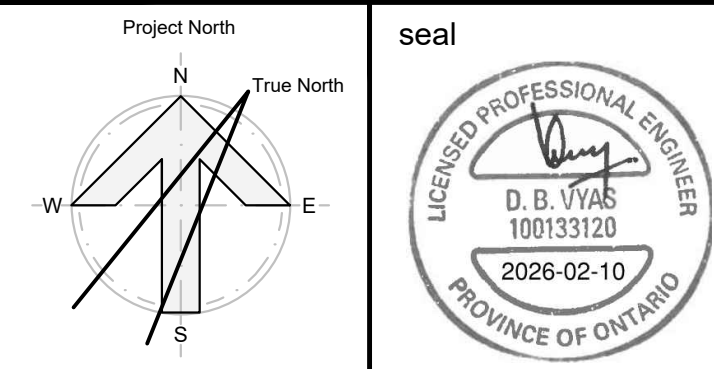
-	ISSUED FOR TENDER	2026-02-10
-	ISSUED FOR PERMIT	2025-12-10
-	ISSUED FOR CO-ORDINATION	2025-11-19
-	ISSUED FOR SITE PLAN	2025-10-31
-	ISSUED TO HYDRO ONE	2025-10-31
-	ISSUED FOR 80% REVIEW	2025-10-14
-	ISSUED FOR 50% REVIEW	2025-09-17

no.	revision	date
-----	----------	------

**N45 ARCHITECTURE INC.**  
71 Bank Street, 7th Floor – Ottawa, Ontario, K1P 5N2  
tel. 613.224.0095 fax 613.224.9811

UPPER CANADA DISTRICT  
SCHOOL BOARD

CAMBRIDGE PUBLIC SCHOOL  
2123 RTE 500 W  
EMBRUN, ON



drawing title  
PANEL SCHEDULE

scale AS SHOWN	drawn by K.A
date 2025	checked by D.V/ D.A
project number 2025-385	drawing number <b>E401.1</b>

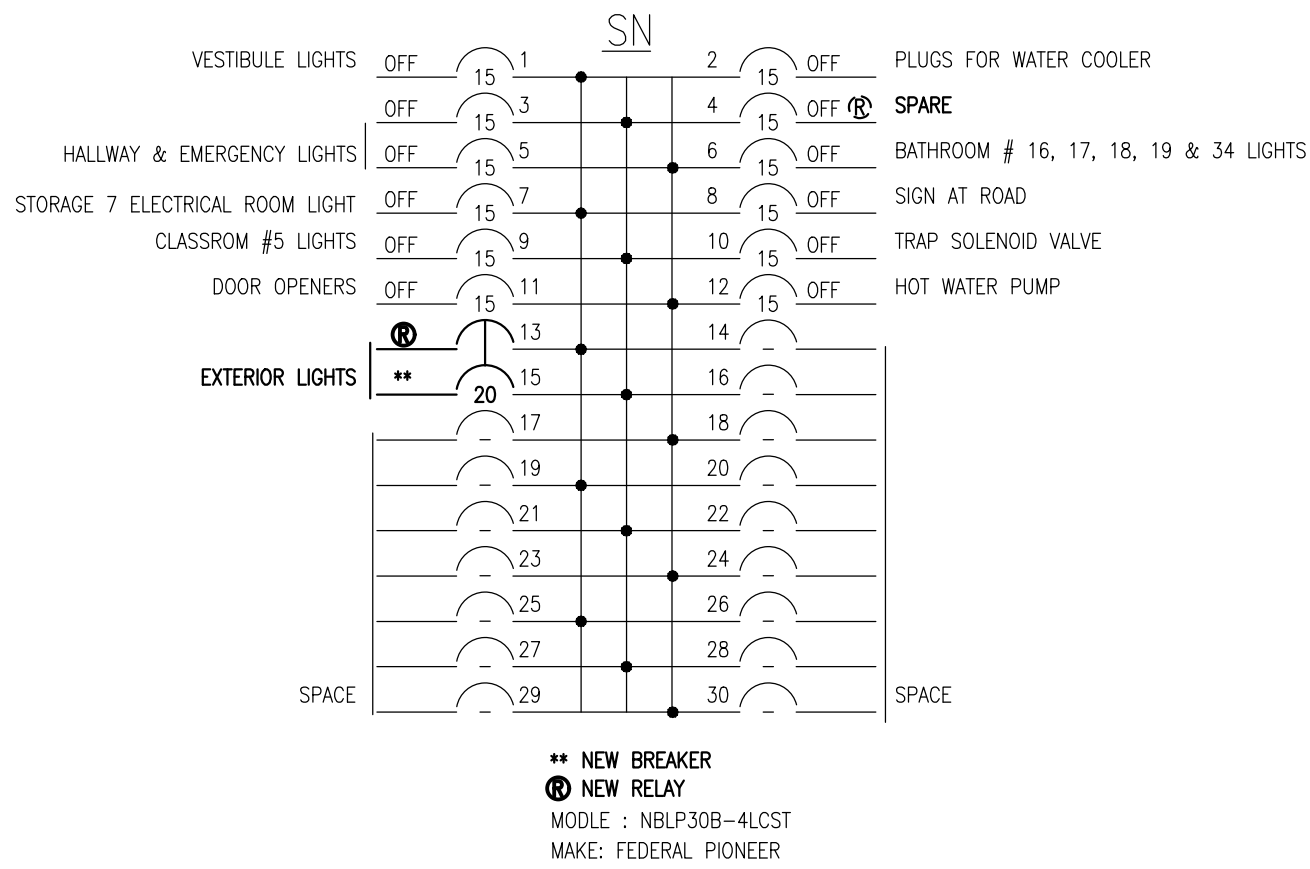
CONTRACTOR TO VERIFY ALL DIMENSIONS AND  
NOTIFY THE ARCHITECT OF ANY DISCREPANCIES  
BEFORE WORK COMMENCES.

DO NOT SCALE DRAWINGS

revision  
**26**

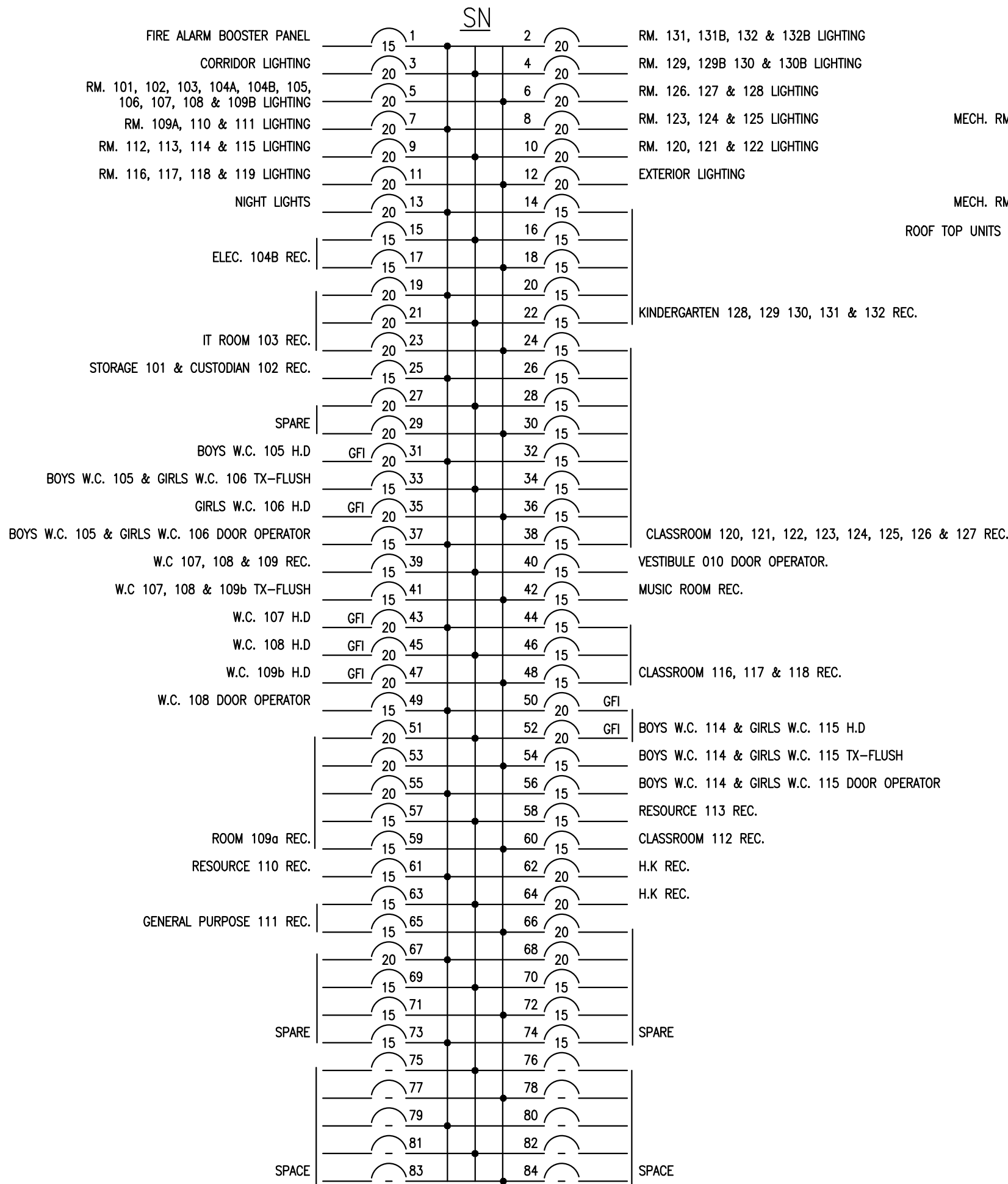
EXISTING  
PANEL  
LP-D

VOLTAGE 120/208V  
PHASE 3ø  
WIRE 4W  
RATING AMPS 200A  
TRIM SURFACE



NEW  
PANEL  
KA

VOLTAGE 120/208V  
PHASE 3ø  
WIRE 4W  
RATING AMPS 225A  
TRIM SURFACE



NEW  
PANEL  
KB

VOLTAGE 120/208V  
PHASE 3ø  
WIRE 4W  
RATING AMPS 225A  
TRIM SURFACE

